

DAILY BULLETIN

Palarong Pambansa 2010



Tarlac City

15 April 2010



Match: 1 **Date:** 4/12/2010 **Spectators:** 0
City:
Hall:
Match duration: **Start:**

Teams	Sets	1	2	3	4	5	Total
CAV	2	25	25				50
NMR	0	14	21				35
Set duration							

Referees:

CAV • CAVRAA		1	2	3	4	5	Pts
1	AGABIN Daryll Ryan						
2	CAGADAN Lordan	■	■				3
3	L GABOL Christian	L	L				
4	JOVE Christopher						
5	AMIS Sherwin	□	□				
6	LIEGO Jomar	■	■				1
7	PANOSO Dennis	■	■				3
8	MALENAB Joshua	■	■				3
9	PADILLA Kenneth			□			1
10	VILLAFLORES Mark Eden						
11	LIEGO Jay-ar	■	■				5
12	BAYSAC Ruben	■	■				8
Coach: BASILIO Val Menardo							
Assistant:							

NMR • NMRAA		1	2	3	4	5	Pts
1	ALINGAKA Narjun			□			
2	BALACUIT Joemark	■	■				
3	CABANA Elms		■				2
4	CARABANES Alex						
5				■			1
6	CRUDA Jhon Rey			■			
7	DAGANI Algem	■	■				3
8		■					
10	L JIMENEZ Jernil Jim		L	L			
11	MIKULOB Anjay						
12	OLASIMAN Marlon						
13	ETRONE Racmade			■			
14	CASTIGADOR Margen			■			
18	DUMAGO Larry			■	■		4
Coach: DELA PENA Andresito							
Assistant:							

TEAMS AND PLAYERS PERFORMANCES

Won Pts	Total Atts	No Name
12	39	Total Team
4	7	11 LIEGO Jay-ar
3	9	12 BAYSAC Ruben
9	19	Total Team
4	6	12 BAYSAC Ruben
2	3	8 MALENAB Joshua
3	48	Total Team
1	11	12 BAYSAC Ruben
1	8	11 LIEGO Jay-ar
25		Total Team
49	106	Total Team

8	26	12 BAYSAC Ruben
---	----	-----------------

Excellent	Total Atts	No Name
0	33	Total Team
0	42	Total Team
0	30	Total Team

Scoring Skills
Spike
Block
Serve
Opp. error
Total

Best Scorer

Non scoring Skills
Dig
Set
Reception
Success - Faults
Attempts

Won Pts	Total Atts	No Name
9	51	Total Team
4	8	18 DUMAGO Larry
3	11	7 DAGANI Algem
1	6	Total Team
1	1	5
0	36	Total Team
25		Total Team
35	93	Total Team

4	18	18 DUMAGO Larry
---	----	-----------------

Excellent	Total Atts	No Name
0	43	Total Team
1	57	Total Team
1	42	2 BALACUIT Joemark
0	40	Total Team

■ Starting line-up Pts = Points scored [nn] = Captain
□ Substitute Atts = Attempts L = Libero
Opp = Opponent



Match: 2 **Date:** 4/12/2010 **Spectators:** 0
City:
Hall:
Match duration: Start:

Teams	Sets	1	2	3	4	5	Total
WVR	2	20	25	25			70
BRA	1	25	15	11			51
Set duration							

Referees:

WVR • WVRAA		1	2	3	4	5	Pts
1	GOTERA						1
2	L JUNSAY	L	L	L			
3	SENDI						
4	BUENAVENTURA						4
5	DOROMAL						2
6							
7	LUMIBAO						13
8	ESTUCHE						
9	TUVILLA						2
10							
11	INAUDITO						7
12	HERVAS						7
14	PANASE						8
15	NISOL						

Coach: ELUMBA Jose Edwin
Assistant:

BRA • BRAA		1	2	3	4	5	Pts
1	BANSAL Ernesto						11
2	ACOSTA Chito						
3	HERNANDEZ K-Justine						
4	NOLASCO Ron-Ron						
5	LAGCO Alvin Joseph						1
6	MALLAPRE John Edison						6
7	GRANADO Reygine Mark						
8	JAMORALIN Paolo						
10	JARDIN Rodolfo						5
12	MARAVILLAS Alan Jude						1
15	L MATIAS Rhon Nilo	L	L	L			
16	DUALIN Billy Jay						3

Coach: GOJAR Geraldo
Assistant:

TEAMS AND PLAYERS PERFORMANCES

Won Pts	Total Atts	No Name
38	98	Total Team
12	21	7 LUMIBAO
7	16	11 INAUDITO
6	34	Total Team
3	4	12 HERVAS
1	1	1 GOTERA
0	69	Total Team
26		Total Team
70	201	Total Team

13	46	7 LUMIBAO
----	----	-----------

Excellent	Total Atts	No Name
2	81	Total Team
1	12	11 INAUDITO
1	16	12 HERVAS
0	91	Total Team
0	50	Total Team

Scoring Skills
Spike
Block
Serve
Opp. error
Total

Best Scorer

Non scoring Skills
Dig
Set
Reception
Success - Faults
Attempts

Won Pts	Total Atts	No Name
19	81	Total Team
7	26	1 BANSAL Ernesto
5	10	6 MALLAPRE John Edison
6	29	Total Team
4	10	1 BANSAL Ernesto
1	1	5 LAGCO Alvin Joseph
2	55	Total Team
1	7	10 JARDIN Rodolfo
1	9	16 DUALIN Billy Jay
27		Total Team
54	165	Total Team

11	48	1 BANSAL Ernesto
----	----	------------------

Excellent	Total Atts	No Name
0	94	Total Team
0	85	Total Team
0	62	Total Team

■ Starting line-up Pts = Points scored [nn] = Captain
□ Substitute Atts = Attempts L = Libero
Opp = Opponent



Match: 3 **Date:** 4/12/2010 **Spectators:** 0
City: Tarlac City
Hall: Ecumenical Col Gym
Match duration: **Start:** 8:00

Teams	Sets	1	2	3	4	5	Total
CRG	0	13	17				30
DAV	2	25	25				50
Set duration							

Referees:

CRG • CARAGA		1	2	3	4	5	Pts
1	CABALAN Karlo	■	■				5
2	L MASLOG Steven	L	L				
3	SANDAG Romnick						
4	ACEDILLA Lemervy	■	■				
5	RULONA Algen		■				4
6	SANCHEZ Stephen John	■					
7	MANOY Justin	■					1
8	HINAYON Lictor Jan	■	■				3
9	ILAN Diego						
10	ALLASGO Mervyn		■				1
11	OCLARIT Melvin	■	■				6
12	BAGUHHIN Ryan						
Coach: BOTOY Noel							
Assistant:							

DAV • DAVRAA		1	2	3	4	5	Pts
1	ESCOSIA			■			4
2	L GUTANG		L	L			
3	ARCAYAN	■	■				1
4	RUELA		□				
5	LORA		■				3
6	MARQUIZO	■	■				3
7	CACHERO	■	■				6
8	NAVALES						
9	PALMERO	■	■				8
10	GOLOSINO	■					4
11	0 0						
12	0 0						
14	DIGAL						
18	MULLOT		■				2
Coach: MIRASOL Ron							
Assistant:							

TEAMS AND PLAYERS PERFORMANCES

Won Pts	Total Atts	No Name
13	56	Total Team
5	13	11 OCLARIT Melvin
3	16	1 CABALAN Karlo
6	28	Total Team
2	3	1 CABALAN Karlo
1	5	5 RULONA Algen
1	33	Total Team
1	3	5 RULONA Algen
13		Total Team
33	117	Total Team

6	22	11 OCLARIT Melvin
---	----	-------------------

Excellent	Total Atts	No Name
8	65	Total Team
2	10	4 ACEDILLA Lemervy
2	12	1 CABALAN Karlo
8	54	Total Team
8	48	4 ACEDILLA Lemervy
5	45	Total Team
1	3	5 RULONA Algen
4	18	2 MASLOG Steven

■ Starting line-up Pts = Points scored [nn] = Captain
□ Substitute Atts = Attempts L = Libero
Opp = Opponent

Scoring Skills
Spike
Block
Serve
Opp. error
Total

Best Scorer

Non scoring Skills
Dig
Set
Reception
Success - Faults
Attempts

Won Pts	Total Atts	No Name
25	69	Total Team
7	15	9 PALMERO
4	8	1 ESCOSIA
3	14	Total Team
2	6	7 CACHERO
1	4	9 PALMERO
3	49	Total Team
1	5	5 LORA
1	3	10 GOLOSINO
19		Total Team
50	132	Total Team

8	26	9 PALMERO
---	----	-----------

Excellent	Total Atts	No Name
13	59	Total Team
4	6	18 MULLOT
3	10	2 GUTANG
14	58	Total Team
13	51	3 ARCAYAN
7	29	Total Team
1	2	7 CACHERO
1	3	18 MULLOT

Match: 4 **Date:** 4/12/2010 **Spectators:** 0
City: Tarlac City
Hall: Ecumenical Col Gym
Match duration: **Start:** 9:00

Teams	Sets	1	2	3	4	5	Total
CRA	1	24	25	19			68
NCR	2	26	20	25			71
Set duration							

Referees:

CRA • CRAA		1	2	3	4	5	Pts
1	CANOMON Gynes Ryan						
2	KADIR Datu Jomar	■	■	■			2
3	ELLAGA Joe Mar						
4	ALFAFARA Mark Gil	■	■	■			12
5	DIVINAGRACIA Nikko	■	■	■			7
6	L SALDE Vicente	L	L	L			
7	RICO Romnick	■	■	■			10
8	VILLANUEVA Marc Rhen	■					
9	SIMOGAN Wilfredo						
10	SAMPIGAT Norodin						
12	JOVENA Brix	■	■	■			9
18	SOVERANO Eliver Jay			■	■		3
Coach:							
Assistant:							

NCR • NCR		1	2	3	4	5	Pts
1	TORRES Angelo		■				3
2	DACLES Argie	□	□	□			
3	RELCOPAN Kim			■			
4	FRANCISCO John Erickson	■					
5	SANTOS Brendon Joseph	■	■	■			1
6	ROJAS Patrick	■	■	■			13
7	SORIA Angelone	■	■				3
8	L EUGENIO Jerome Cyril	L	L	L			
9	GARCIA Morissey	■	■	■			10
10	TOLENTINO Richard	□	□	■			5
11	PANGAN Mark Carlo		□	■			2
12	GARCIA Gyro	□	■	■			11
Coach: ROQUE Rodrigo							
Assistant:							

TEAMS AND PLAYERS PERFORMANCES

Won Pts	Total Atts	No Name
31	93	Total Team
8	23	4 ALFAFARA Mark Gil
7	21	5 DIVINAGRACIA Nikko
12	55	Total Team
4	11	7 RICO Romnick
4	20	4 ALFAFARA Mark Gil
0	67	Total Team
25		Total Team
68	215	Total Team

Scoring Skills
Spike
Block
Serve
Opp. error
Total

Won Pts	Total Atts	No Name
41	115	Total Team
11	21	12 GARCIA Gyro
11	27	6 ROJAS Patrick
7	41	Total Team
3	8	1 TORRES Angelo
2	7	9 GARCIA Morissey
0	70	Total Team
23		Total Team
71	226	Total Team

12	54	4 ALFAFARA Mark Gil
----	----	---------------------

Best Scorer

13	50	6 ROJAS Patrick
----	----	-----------------

Excellent	Total Atts	No Name
11	112	Total Team
3	18	5 DIVINAGRACIA Nikko
3	20	6 SALDE Vicente
24	97	Total Team
23	61	18 SOVERANO Eliver Jay
4	65	Total Team
1	6	2 KADIR Datu Jomar
2	12	5 DIVINAGRACIA Nikko

Non scoring Skills
Dig
Set
Reception
Success - Faults
Attempts

Excellent	Total Atts	No Name
13	98	Total Team
5	22	8 EUGENIO Jerome Cyril
3	9	2 DACLES Argie
27	103	Total Team
23	53	2 DACLES Argie
12	66	Total Team
2	5	6 ROJAS Patrick
2	5	10 TOLENTINO Richard

■ Starting line-up Pts = Points scored [nn] = Captain
□ Substitute Atts = Attempts L = Libero
Opp = Opponent



Match: 5 **Date:** 4/12/2010 **Spectators:** 0
City: Tarlac City
Hall: Ecumenical Col Gym
Match duration: **Start:** 10:00

Teams	Sets	1	2	3	4	5	Total
MIM	0	12	19				31
ARM	2	25	25				50
Set duration							

Referees:

MIM • MIMAROPA		1	2	3	4	5	Pts
1	CARALIPIO Arven Joy						
2	ABUBAKAR Nasrulla	■	■				1
3	HASIM Alwin	■					
4	ESPIRITU Lavel	□	■				1
5	BELOSTRINO Marck Glenn	■					1
6	JINRIUK Moh'd. Jamal		■				1
7	SAMLANHONG Moh'd. Jamal	■	■				2
8	CASTILLO Dean		■				1
9	TABANGAY Rodel			□			1
10	HALIE Rexson	■	■				2
11	AMLAIN Saden	■					
12	L GUEVARRA Raymond			L			
Coach: ALVIAR Marcel B.							
Assistant:							

ARM • ARMM		1	2	3	4	5	Pts
1	LAJA Aripin	■	■				7
2	JULHASA Jomar	■					
3	ABDUHAJAN Jul	■	■				4
4	L SAJILI Mijal		L	L			
5	AJAM Alano	■					1
6	SANGRI Adzmie		■				1
7	SARINO Sonny						
8	KASIM Ibrahim	■	■				8
9	DAIS Al Hussein			□			
10	HAIRAMI Marvin	■	■				
11	MANIGOS Dominic						
12	GAMPONG Jinggoy			■			1
Coach: TADUS Mohammad							
Assistant:							

TEAMS AND PLAYERS PERFORMANCES

Won Pts	Total Atts	No Name
7	31	Total Team
2	12	7 SAMLANHONG Moh'd.
1	3	4 ESPIRITU Lavel
2	12	Total Team
1	1	10 HALIE Rexson
1	3	5 BELOSTRINO Marck Glenn
1	33	Total Team
1	4	6 JINRIUK Moh'd. Jamal
23		Total Team
33	76	Total Team

2	19	7 SAMLANHONG Moh'd.
---	----	---------------------

Excellent	Total Atts	No Name
1	30	Total Team
1	4	7 SAMLANHONG Moh'd.
5	27	Total Team
3	6	8 CASTILLO Dean
3	36	Total Team
2	9	7 SAMLANHONG Moh'd.

Scoring Skills
Spike
Block
Serve
Opp. error
Total

Best Scorer

Non scoring Skills
Dig
Set
Reception
Success - Faults
Attempts

Won Pts	Total Atts	No Name
15	37	Total Team
6	15	1 LAJA Aripin
4	5	3 ABDUHAJAN Jul
2	8	Total Team
1	2	1 LAJA Aripin
1	4	8 KASIM Ibrahim
5	51	Total Team
4	10	8 KASIM Ibrahim
1	4	5 AJAM Alano
29		Total Team
51	96	Total Team

8	20	8 KASIM Ibrahim
---	----	-----------------

Excellent	Total Atts	No Name
5	20	Total Team
3	6	4 SAJILI Mijal
1	6	3 ABDUHAJAN Jul
8	30	Total Team
8	23	10 HAIRAMI Marvin
2	19	Total Team
1	1	2 JULHASA Jomar
1	5	3 ABDUHAJAN Jul

■ Starting line-up Pts = Points scored [nn] = Captain
□ Substitute Atts = Attempts L = Libero
Opp = Opponent

Match: 6 **Date:** 4/12/2010 **Spectators:** 0
City: Tarlac City
Hall: Ecumenical Col Gym
Match duration: **Start:** 11:00

Teams	Sets	1	2	3	4	5	Total
DAV	2	25	25				50
CAR	0	12	19				31
Set duration							

Referees:

DAV • DAVRAA	1	2	3	4	5	Pts
1 ESCOSIA			■			4
2 L GUTANG	L	L				
3 ARCAYAN	■	■				2
4 RUELA						
5 LORA		■				2
6 MARQUIZO	■	■				3
7 CACHERO	■	■				3
8 NAVALES						
9 PALMERO	■	■				13
10 GOLOSINO	■					4
11 0 0						
12 0 0						
14 DIGAL						
18 MULLOT		■				3

Coach: MIRASOL Ron
Assistant:

CAR • CAR	1	2	3	4	5	Pts
1 RULLODA Clinton	■	■				
2 CAYABYAB Lawrence	■	■				6
3 WAGLISON Rodel	■	■				1
4 DE PERALTA Edward			□			
5 SEMILLA Jhonel						
6 MILET Jadway	■	■				4
7 L DEGAY Rigor	L	L				
8 ALI Rasul						
9 COMILANG Aristotle	■	■				4
10 TULINGAN Jhenar	■	■				4
13 VALDEZ Einner Louie						

Coach: COLINAN Paul
Assistant:

TEAMS AND PLAYERS PERFORMANCES

Won Pts	Total Atts	No Name
22	49	Total Team
8	16	9 PALMERO
4	6	1 ESCOSIA
6	23	Total Team
2	3	10 GOLOSINO
2	7	7 CACHERO
6	49	Total Team
4	14	9 PALMERO
1	5	10 GOLOSINO
16		Total Team
50	121	Total Team

13	35	9 PALMERO
----	----	-----------

Excellent	Total Atts	No Name
0	50	Total Team
6	48	Total Team
6	43	3 ARCAYAN
0	25	Total Team

Scoring Skills
Spike
Block
Serve
Opp. error
Total

Best Scorer

Non scoring Skills
Dig
Set
Reception
Success - Faults
Attempts

Won Pts	Total Atts	No Name
13	55	Total Team
4	15	2 CAYABYAB Lawrence
3	9	6 MILET Jadway
5	19	Total Team
2	4	9 COMILANG Aristotle
1	2	2 CAYABYAB Lawrence
1	32	Total Team
1	5	2 CAYABYAB Lawrence
12		Total Team
31	106	Total Team

6	22	2 CAYABYAB Lawrence
---	----	---------------------

Excellent	Total Atts	No Name
4	45	Total Team
2	8	2 CAYABYAB Lawrence
2	14	7 DEGAY Rigor
4	50	Total Team
4	48	3 WAGLISON Rodel
0	47	Total Team

■ Starting line-up Pts = Points scored [nn] = Captain
□ Substitute Atts = Attempts L = Libero
Opp = Opponent

Match: 7 **Date:** 4/12/2010 **Spectators:** 0
City: Tarlac City
Hall: Ecumenical Col Gym
Match duration: **Start:** 13:00

Teams	Sets	1	2	3	4	5	Total
IRA	2	25	25				50
EVR	0	18	13				31
Set duration							

Referees:

IRA • IRAA		1	2	3	4	5	Pts
1	OXCIANO Edmar						
2	ALEJO Nelson						
3	ZAPATA Richard	■	■				4
4	DELA CRUZ Brent	■	■				5
5	ESTEPA Bryan						
6	ORIL Abner						
7	IBANEZ Mark Anthony	■	■				7
8	GUILLERMO Jade	■	■				10
9	SALAZAR Jeffryson	■	■				1
10	MANZANO Frederick			□			
11	VALERIANO Jayson	■	■				2
12	L ESPOSO Dan Christian	L	L				1

Coach: MAGAOAY Globen
Assistant:

EVR • EVRAA		1	2	3	4	5	Pts
1	L CODILLA Dandy			L	L		1
3	COLLANTES Jobert	■	■				3
4	TORRES Peter Den Mar	■	■				1
5	LAYOLA JR. Eusebio	■	■				3
7	SEVILLA Dwight	■	■				6
8	QUIROS Anthony						
9	BALTAZAR Dariel	■	■				2
11	OBEDA Rhynon						
12	HURBODA Peter Paul	■	■				1

Coach: CABEROS Cleoffe
Assistant:

TEAMS AND PLAYERS PERFORMANCES

Won Pts	Total Atts	No Name	Scoring Skills	Won Pts	Total Atts	No Name
22	57	Total Team		13	45	Total Team
10	18	8 GUILLERMO Jade	Spike	5	12	7 SEVILLA Dwight
4	10	7 IBANEZ Mark Anthony		3	8	5 LAYOLA JR. Eusebio
4	10	Total Team	Block	4	20	Total Team
3	4	7 IBANEZ Mark Anthony		1	1	1 CODILLA Dandy
1	2	4 DELA CRUZ Brent	Serve	1	3	3 COLLANTES Jobert
4	53	Total Team		0	30	Total Team
3	13	3 ZAPATA Richard	Opp. error	14		Total Team
1	12	4 DELA CRUZ Brent	Total	31	95	Total Team
23		Total Team				
53	120	Total Team				
10	26	8 GUILLERMO Jade	Best Scorer	6	21	7 SEVILLA Dwight
Excellent	Total Atts	No Name	Non scoring Skills	Excellent	Total Atts	No Name
0	59	Total Team		0	47	Total Team
3	56	Total Team	Dig			
3	49	3 ZAPATA Richard	Set	7	57	Total Team
0	30	Total Team	Reception	6	38	3 COLLANTES Jobert
			Success - Faults	0	43	Total Team
			# Attempts			

■ Starting line-up Pts = Points scored [nn] = Captain
□ Substitute Atts = Attempts L = Libero
Opp = Opponent



Match: 8 **Date:** 4/12/2010 **Spectators:** 0
City: Tarlac City
Hall: Ecumenical Col Gym
Match duration: **Start:** 14:00

Teams	Sets	1	2	3	4	5	Total
CLR	2	25	31	25			81
ZPR	1	19	33	23			75
Set duration							

Referees:

CLR • CLRAA		1	2	3	4	5	Pts
1	CABATINGAN Carlo Joshua						
2	LINGAD Lester						
3	DINGAL Francis Migelle	■	■	■			10
4	GUINTO Christopher						
5	SUSI Sonny Gustin	■	■	■			4
6	RELATA Redentor						
7	L CONCEPCION Patrick Paul	L	L	L			
8	INFANTE Erwin	■	■				3
9	YUMANG Raniel Alyson	■	■	■			11
12	TOLENTINO Edwin	■	■	■			19
14	CRUZ Leonard Rusty	■	■	■			10
15	ISIP John Kevin				■		
Coach: MACAPINLAC Jonathan							
Assistant:							

ZPR • ZPRAA		1	2	3	4	5	Pts
1	LOMONGIN Leo	■	■	■			10
2	ELLIMA Hanson						
3	BANGAY Fremar	■	■	■			7
4	CAMANSE Junar						
5	MALALIS Paul Adam	■	■	■			14
6	ENANOD Peter						
7	L MOSONES Rick Jayson			L	L		
8	SARITA Lloyd	■	■	■			
9	TAMPOGAO Norman						
10	NODELA Bernard	■	■	■			13
11	MUSALLAIN Hassan	□					
12	PATA Marquel	■	■	■			8
Coach: GARCIA Riza							
Assistant:							

TEAMS AND PLAYERS PERFORMANCES

Won Pts	Total Atts	No Name
49	120	Total Team
15	32	12 TOLENTINO Edwin
11	23	9 YUMANG Raniel Alyson
6	37	Total Team
3	15	12 TOLENTINO Edwin
1	4	3 DINGAL Francis Migelle
2	80	Total Team
1	21	12 TOLENTINO Edwin
1	17	3 DINGAL Francis Migelle
24		Total Team
81	237	Total Team
19	68	12 TOLENTINO Edwin

Scoring Skills
Spike
Block
Serve
Opp. error
Total

Won Pts	Total Atts	No Name
38	89	Total Team
11	20	5 MALALIS Paul Adam
8	19	1 LOMONGIN Leo
14	65	Total Team
7	20	10 NODELA Bernard
3	16	5 MALALIS Paul Adam
0	75	Total Team
23		Total Team
75	229	Total Team
14	50	5 MALALIS Paul Adam

Best Scorer

Excellent	Total Atts	No Name
0	86	Total Team
4	106	Total Team
4	59	8 INFANTE Erwin
0	70	Total Team

Non scoring Skills
Dig
Set
Reception
Success - Faults
Attempts

Excellent	Total Atts	No Name
0	108	Total Team
1	95	Total Team
1	85	8 SARITA Lloyd
0	76	Total Team

■ Starting line-up Pts = Points scored [nn] = Captain
□ Substitute Atts = Attempts L = Libero
Opp = Opponent

Match: 9 **Date:** 4/12/2010 **Spectators:** 0
City: Tarlac City
Hall: Ecumenical Col Gym
Match duration: **Start:** 15:00

Teams	Sets	1	2	3	4	5	Total
CAL	2	27	20	25			72
CVI	1	25	25	18			68
Set duration							

Referees:

CAL • CALABARZON		1	2	3	4	5	Pts
1	0 0						1
2	0 0						
3	0 0						
4	BABILONIA	■	■	■			8
5	POTONIA	■	■	■			8
6	TIPAY		■	■			4
7	CARANDANG			■			3
8	MANALO	■	■	■			6
9	CASTILLO	■	■				1
10	LORIA	■	■	■			6
11	L LATAYAN	L	L	L			
12	ABRAHAM	■	■	■			11
13	ACOSTA	■	■				
15	MANGULABNAN						

Coach:
Assistant:

CVI • CVIRAA		1	2	3	4	5	Pts
1	L ORTIZ Kevin Clark	L	L	L			
2	SAYCON John Reel	■	■	■			8
4	YLANAN John Michael			■			1
6	FUENTES Ryan Delmer	■	■	■			5
7	TENEZA Aljan	■	■	■			12
8	BONGO Mark Jason						
9	PELAYO John Hercopel	■	■	■			15
10	CLARUS Jonathan	■	■	■			4
11	AMADEO Ariel						
12	ASINGUA James Anthonie				■		2
13	PANDAN Ronnald						
15	ROJAS Jayvelle	■	■	■			2

Coach: POTOT Roldan
Assistant:

TEAMS AND PLAYERS PERFORMANCES

Won Pts	Total Atts	No Name
31	84	Total Team
9	21	12 ABRAHAM
5	12	4 BABILONIA
12	49	Total Team
3	6	8 MANALO
3	19	5 POTONIA
5	65	Total Team
1	7	1 0 0
1	12	4 BABILONIA
21		Total Team
69	198	Total Team

11	38	12 ABRAHAM
----	----	------------

Scoring Skills
Spike
Block
Serve
Opp. error
Total

Best Scorer

Won Pts	Total Atts	No Name
39	115	Total Team
13	26	9 PELAYO John Hercopel
10	24	7 TENEZA Aljan
6	44	Total Team
2	9	2 SAYCON John Reel
2	3	7 TENEZA Aljan
4	68	Total Team
2	13	15 ROJAS Jayvelle
1	7	2 SAYCON John Reel
19		Total Team
68	227	Total Team

15	53	9 PELAYO John Hercopel
----	----	------------------------

Excellent	Total Atts	No Name
6	76	Total Team
2	7	6 TIPAY
2	17	11 LATAYAN
7	86	Total Team
7	58	8 MANALO
3	56	Total Team
1	7	6 TIPAY
2	32	11 LATAYAN

Non scoring Skills
Dig
Set
Reception
Success - Faults
Attempts

Excellent	Total Atts	No Name
0	101	Total Team
1	96	Total Team
1	80	15 ROJAS Jayvelle
0	66	Total Team

■ Starting line-up Pts = Points scored [nn] = Captain
□ Substitute Atts = Attempts L = Libero
Opp = Opponent

Match: 10 **Date:** 4/13/2010 **Spectators:** 0
City: Tarlac City
Hall: TRP
Match duration: **Start:** 7:00

Teams	Sets	1	2	3	4	5	Total
CRA	2	25	25				50
ARM	0	15	21				36
Set duration							

Referees:

CRA • CRAA		1	2	3	4	5	Pts
1	CANOMON Gynes Ryan						
2	KADIR Datu Jomar	■	■				2
3	ELLAGA Joe Mar						
4	ALFAFARA Mark Gil	■	■				8
5	DIVINAGRACIA Nikko	■	■				3
6	L SALDE Vicente	L	L				
7	RICO Romnick	■	■				4
8	VILLANUEVA Marc Rhen						
9	SIMOGAN Wilfredo						
10	SAMPIGAT Norodin						
12	JOVENA Brix	■	■				5
18	SOVERANO Eliver Jay	■	■				2
Coach:							
Assistant:							

ARM • ARMM		1	2	3	4	5	Pts
1	LAJA Aripin	■	■				3
2	JULHASA Jomar	■					
3	ABDUHAJAN Jul	■	■				7
4	L SAJILI Mijal		L	L			
5	AJAM Alano	■	■				2
6	SANGRI Adzmie						
7	SARINO Sonny						
8	KASIM Ibrahim	■	■				5
9	DAIS Al Hussein						
10	HAIRAMI Marvin	■	■				2
11	MANIGOS Dominic						
12	GAMPONG Jinggoy		■				3
Coach: TADUS Mohammad							
Assistant:							

TEAMS AND PLAYERS PERFORMANCES

Won Pts	Total Atts	No Name
13	40	Total Team
4	7	4 ALFAFARA Mark Gil
4	9	12 JOVENA Brix
7	38	Total Team
4	18	4 ALFAFARA Mark Gil
1	4	5 DIVINAGRACIA Nikko
4	49	Total Team
2	13	18 SOVERANO Eliver Jay
1	7	5 DIVINAGRACIA Nikko
26		Total Team
50	127	Total Team

8	34	4 ALFAFARA Mark Gil
---	----	---------------------

Excellent	Total Atts	No Name
0	43	Total Team
1	33	Total Team
1	28	18 SOVERANO Eliver Jay
5	30	Total Team
3	7	6 SALDE Vicente
2	8	5 DIVINAGRACIA Nikko

Scoring Skills
Spike
Block
Serve
Opp. error
Total

Best Scorer

Non scoring Skills
Dig
Set
Reception
Success - Faults
Attempts

Won Pts	Total Atts	No Name
20	68	Total Team
7	21	3 ABDUHAJAN Jul
4	13	8 KASIM Ibrahim
0	12	Total Team
2	36	Total Team
1	6	8 KASIM Ibrahim
1	5	5 AJAM Alano
12		Total Team
34	116	Total Team

7	29	3 ABDUHAJAN Jul
---	----	-----------------

Excellent	Total Atts	No Name
1	48	Total Team
1	4	8 KASIM Ibrahim
7	54	Total Team
7	47	10 HAIRAMI Marvin
1	47	Total Team

■ Starting line-up Pts = Points scored [nn] = Captain
□ Substitute Atts = Attempts L = Libero
Opp = Opponent



Match: 11 **Date:** 4/13/2010 **Spectators:** 0
City: Tarlac City
Hall: TRP
Match duration: **Start:** 8:00

Teams	Sets	1	2	3	4	5	Total
NCR	2	25	25				50
MIM	0	7	18				25
Set duration							

Referees:

NCR • NCR		1	2	3	4	5	Pts
1	TORRES Angelo		■				5
2	DACLES Argie		■				
3	RELCOPAN Kim	■					2
4	FRANCISCO John Erickson		■				2
5	SANTOS Brendon Joseph	■					1
6	ROJAS Patrick	■	■				6
7	SORIA Angelone	■	□				3
8	L EUGENIO Jerome Cyril	L	L				
9	GARCIA Morissey	■					3
10	TOLENTINO Richard		■				4
11	PANGAN Mark Carlo		■				3
12	GARCIA Gyro	■	□				4
Coach: ROQUE Rodrigo							
Assistant:							

MIM • MIMAROPA		1	2	3	4	5	Pts
1	CARALIPIO Arven Joy						
2	ABUBAKAR Nasrulla	■	■				
3	HASIM Alwin	■	□				
4	ESPIRITU Lavel		■				1
5	BELOSTRINO Marck Glenn		■				1
6	JINRIUK Moh'd. Jamal	■					
7	SAMLANHONG Moh'd. Jamal	■	■				7
8	CASTILLO Dean		■				
9	TABANGAY Rodel		■				1
10	HALIE Rexson	■					
11	AMLAIN Saden	■					
12	L GUEVARRA Raymond						
Coach: ALVIAR Marcel B.							
Assistant:							

TEAMS AND PLAYERS PERFORMANCES

Won Pts	Total Atts	No Name
24	52	Total Team
5	6	1 TORRES Angelo
4	11	10 TOLENTINO Richard
4	15	Total Team
2	3	6 ROJAS Patrick
1	1	9 GARCIA Morissey
5	48	Total Team
3	10	12 GARCIA Gyro
1	4	3 RELCOPAN Kim
16		Total Team
49	115	Total Team

6	16	6 ROJAS Patrick
---	----	-----------------

Excellent	Total Atts	No Name
1	42	Total Team
1	7	12 GARCIA Gyro
3	37	Total Team
3	10	5 SANTOS Brendon Joseph
1	24	Total Team
1	3	7 SORIA Angelone

Scoring Skills
Spike
Block
Serve
Opp. error
Total

Best Scorer

Non scoring Skills
Dig
Set
Reception
Success - Faults
Attempts

Won Pts	Total Atts	No Name
8	52	Total Team
7	28	7 SAMLANHONG Moh'd.
1	6	9 TABANGAY Rodel
1	17	Total Team
1	1	5 BELOSTRINO Marck Glenn
1	26	Total Team
1	4	4 ESPIRITU Lavel
15		Total Team
25	95	Total Team

7	37	7 SAMLANHONG Moh'd.
---	----	---------------------

Excellent	Total Atts	No Name
2	46	Total Team
1	10	3 HASIM Alwin
1	13	2 ABUBAKAR Nasrulla
2	46	Total Team
2	30	3 HASIM Alwin
1	44	Total Team
1	8	9 TABANGAY Rodel

■ Starting line-up Pts = Points scored [nn] = Captain
□ Substitute Atts = Attempts L = Libero
Opp = Opponent



Match: 12 **Date:** 4/13/2010 **Spectators:** 0
City: Tarlac City
Hall: Ecumenical Col Gym
Match duration: **Start:** 8:00

Teams	Sets	1	2	3	4	5	Total
CAR	0	14	22				36
IRA	2	25	25				50
Set duration							

Referees:

CAR • CAR		1	2	3	4	5	Pts
1	RULLODA Clinton	■					1
2	CAYABYAB Lawrence	■	■				4
3	WAGLISON Rodel	□	■				3
4	DE PERALTA Edward	□	■				1
5	SEMILLA Jhonel	□					
6	MILET Jadway	■	■				4
7	L DEGAY Rigor	L	L				
8	ALI Rasul	■					
9	COMILANG Aristotle	■	■				4
10	TULINGAN Jhenar	■	■				2
13	VALDEZ Einner Louie						
Coach: COLINAN Paul							
Assistant:							

IRA • IRAA		1	2	3	4	5	Pts
1	OXCIANO Edmar	■	■				4
2	ALEJO Nelson						
3	ZAPATA Richard	■	■				4
4	DELA CRUZ Brent	■	■				4
5	ESTEPA Bryan						
6	ORIL Abner						
7	IBANEZ Mark Anthony	■	■				4
8	GUILLERMO Jade	■	■				12
9	SALAZAR Jeffryson			□			2
10	MANZANO Frederick						
11	VALERIANO Jayson	■	■				3
12	L ESPOSO Dan Christian	L	L				
Coach: MAGAOAY Globen							
Assistant:							

TEAMS AND PLAYERS PERFORMANCES

Won Pts	Total Atts	No Name
15	71	Total Team
4	19	9 COMILANG Aristotle
3	20	2 CAYABYAB Lawrence
4	31	Total Team
2	11	6 MILET Jadway
1	3	2 CAYABYAB Lawrence
0	37	Total Team
18		Total Team
37	139	Total Team

4	28	2 CAYABYAB Lawrence
---	----	---------------------

Excellent	Total Atts	No Name
19	84	Total Team
5	13	7 DEGAY Rigor
4	11	10 TULINGAN Jhenar
17	56	Total Team
15	30	3 WAGLISON Rodel
11	41	Total Team
2	4	6 MILET Jadway
2	7	7 DEGAY Rigor

Scoring Skills
Spike
Block
Serve
Opp. error
Total

Best Scorer

Non scoring Skills
Dig
Set
Reception
Success - Faults
Attempts

Won Pts	Total Atts	No Name
25	77	Total Team
12	22	8 GUILLERMO Jade
4	12	1 OXCIANO Edmar
3	15	Total Team
2	4	11 VALERIANO Jayson
1	4	7 IBANEZ Mark Anthony
5	48	Total Team
3	12	3 ZAPATA Richard
1	8	7 IBANEZ Mark Anthony
17		Total Team
50	140	Total Team

12	30	8 GUILLERMO Jade
----	----	------------------

Excellent	Total Atts	No Name
12	90	Total Team
4	18	12 ESPOSO Dan Christian
3	7	4 DELA CRUZ Brent
19	69	Total Team
19	56	3 ZAPATA Richard
16	34	Total Team
11	17	12 ESPOSO Dan Christian
1	2	7 IBANEZ Mark Anthony

■ Starting line-up Pts = Points scored [nn] = Captain
□ Substitute Atts = Attempts L = Libero
Opp = Opponent

Match: 13 **Date:** 4/13/2010 **Spectators:** 0
City: Tarlac City
Hall: Ecumenical Col Gym
Match duration: **Start:** 9:00

Teams	Sets	1	2	3	4	5	Total
CLR	2	25	25				50
CVI	0	21	20				41
Set duration							

Referees:

CLR • CLRAA		1	2	3	4	5	Pts
1	CABATINGAN Carlo Joshua						
2	LINGAD Lester						
3	DINGAL Francis Migelle	■	■				7
4	GUINTO Christopher						
5	SUSI Sonny Gustin	■	■				4
6	RELATA Redentor						
7	L CONCEPCION Patrick Paul	L	L				
8	INFANTE Erwin	■	■				1
9	YUMANG Raniel Alyson	■	■				5
12	TOLENTINO Edwin	■	■				11
14	CRUZ Leonard Rusty	■	■				6
15	ISIP John Kevin						
Coach: MACAPINLAC Jonathan							
Assistant:							

CVI • CVIRAA		1	2	3	4	5	Pts
1	L ORTIZ Kevin Clark			L	L		
2	SAYCON John Reel	■	□				1
4	YLANAN John Michael						
6	FUENTES Ryan Delmer	■	■				5
7	TENEZA Aljan	■	■				2
8	BONGO Mark Jason						
9	PELAYO John Hercopel	■	■				8
10	CLARUS Jonathan	■	■				3
11	AMADEO Ariel						
12	ASINGUA James Anthonie	□	■				1
13	PANDAN Ronnald						
15	ROJAS Jayvelle	■	■				
Coach: POTOT Roldan							
Assistant:							

TEAMS AND PLAYERS PERFORMANCES

Won Pts	Total Atts	No Name
26	62	Total Team
11	18	12 TOLENTINO Edwin
4	15	14 CRUZ Leonard Rusty
6	30	Total Team
2	5	3 DINGAL Francis Migelle
2	5	14 CRUZ Leonard Rusty
2	48	Total Team
1	8	3 DINGAL Francis Migelle
1	11	8 INFANTE Erwin
16		Total Team
50	140	Total Team

11	36	12 TOLENTINO Edwin
----	----	--------------------

Excellent	Total Atts	No Name
10	51	Total Team
4	15	7 CONCEPCION Patrick
3	10	8 INFANTE Erwin
18	62	Total Team
18	58	8 INFANTE Erwin
14	42	Total Team
8	18	7 CONCEPCION Patrick
1	4	3 DINGAL Francis Migelle

Scoring Skills
Spike
Block
Serve
Opp. error
Total

Best Scorer

Non scoring Skills
Dig
Set
Reception
Success - Faults
Attempts

Won Pts	Total Atts	No Name
19	66	Total Team
7	20	9 PELAYO John Hercopel
5	8	6 FUENTES Ryan Delmer
0	32	Total Team
1	43	Total Team
1	7	9 PELAYO John Hercopel
22		Total Team
42	141	Total Team

8	33	9 PELAYO John Hercopel
---	----	------------------------

Excellent	Total Atts	No Name
8	65	Total Team
4	16	1 ORTIZ Kevin Clark
3	8	12 ASINGUA James Anthonie
10	60	Total Team
10	58	15 ROJAS Jayvelle
14	43	Total Team
4	9	10 CLARUS Jonathan
1	3	12 ASINGUA James Anthonie

■ Starting line-up Pts = Points scored [nn] = Captain
□ Substitute Atts = Attempts L = Libero
Opp = Opponent



Match: 15 **Date:** 4/13/2010 **Spectators:** 0
City: Tarlac City
Hall: Ecumenical Col Gym
Match duration: **Start:** 11:00

Teams	Sets	1	2	3	4	5	Total
WVR	2	25	19	25			69
NMR	1	10	25	17			52
Set duration							

Referees:

WVR • WVRAA		1	2	3	4	5	Pts
1	GOTERA						1
2	L JUNSAY	L	L	L			
3	SENDO						3
4	BUENAVENTURA						2
5	DOROMAL						3
6							
7	LUMIBAO						14
8	ESTUCHE						
9	TUVILLA						3
10							
11	INAUDITO						5
12	HERVAS						6
14	PANASE						6
15	NISOL						

Coach: ELUMBA Jose Edwin
Assistant:

NMR • NMRAA		1	2	3	4	5	Pts
1	ALINGAKA Narjun						
2	BALACUIT Joemark						2
3	CABANA Elms						1
4	CARABANES Alex						
5							
6	CRUDA Jhon Rey						
7	DAGANI Algern						1
8							11
10	L JIMENEZ Jernil Jim	L	L	L			
11	MIKULOB Anjay						
12	OLASIMAN Marlon						
13	ETRONE Racmade						8
14	CASTIGADOR Margen						2
18	DUMAGO Larry						8

Coach: DELA PENA Andresito
Assistant:

TEAMS AND PLAYERS PERFORMANCES

Won Pts	Total Atts	No Name
28	77	Total Team
8	16	7 LUMIBAO
5	11	12 HERVAS
11	36	Total Team
6	14	7 LUMIBAO
2	3	5 DOROMAL
4	67	Total Team
1	16	5 DOROMAL
1	6	11 INAUDITO
26		Total Team
69	180	Total Team

14	41	7 LUMIBAO
----	----	-----------

Excellent	Total Atts	No Name
5	82	Total Team
3	10	12 HERVAS
1	15	5 DOROMAL
8	67	Total Team
8	58	5 DOROMAL
2	48	Total Team
2	7	12 HERVAS

Scoring Skills
Spike
Block
Serve
Opp. error
Total

Best Scorer

Non scoring Skills
Dig
Set
Reception
Success - Faults
Attempts

Won Pts	Total Atts	No Name
22	76	Total Team
9	24	8
5	9	18 DUMAGO Larry
8	31	Total Team
4	7	13 ETRONE Racmade
2	7	8
3	55	Total Team
1	11	2 BALACUIT Joemark
1	7	18 DUMAGO Larry
22		Total Team
55	162	Total Team

11	40	8
----	----	---

Excellent	Total Atts	No Name
8	87	Total Team
2	7	13 ETRONE Racmade
2	15	7 DAGANI Algern
7	78	Total Team
7	74	2 BALACUIT Joemark
2	63	Total Team
1	9	7 DAGANI Algern

■ Starting line-up Pts = Points scored [nn] = Captain
□ Substitute Atts = Attempts L = Libero
Opp = Opponent

Match: 16 **Date:** 4/13/2010 **Spectators:** 0
City: Tarlac City
Hall: Ecumenical Col Gym
Match duration: **Start:** 13:00

Teams	Sets	1	2	3	4	5	Total
BRA	2	17	25	25			67
CAV	1	25	20	21			66
Set duration							

Referees:

BRA • BRAA		1	2	3	4	5	Pts
1	BANSAL Ernesto	■	■	■			9
2	ACOSTA Chito						
3	HERNANDEZ K-Justine	■		□			2
4	NOLASCO Ron-Ron			□			1
5	LAGCO Alvin Joseph		■	■			4
6	MALLAPRE John Edison	■	■	■			12
7	GRANADO Reygine Mark	□					
8	JAMORALIN Paolo						
10	JARDIN Rodolfo	■	■	■			5
12	MARAVILLAS Alan Jude	■	■	■			4
15	L MATIAS Rhon Nilo			L	L		
16	DUALIN Billy Jay	■	■	■			2
Coach: GOJAR Geraldo							
Assistant:							

CAV • CAVRAA		1	2	3	4	5	Pts
1	AGABIN Daryll Ryan						
2	CAGADAN Lordan	■	■	■			4
3	L GABOL Christian	L	L	L			
4	JOVE Christopher						
5	AMIS Sherwin	□	□				
6	LIEGO Jomar	■	■	■			11
7	PANOSO Dennis	■	■	■			3
8	MALENAB Joshua	■	■	■			1
9	PADILLA Kenneth			□			
10	VILLAFLORES Mark Eden						
11	LIEGO Jay-ar	■	■	■			6
12	BAYSAC Ruben	■	■	■			10
Coach: BASILIO Val Menardo							
Assistant:							

TEAMS AND PLAYERS PERFORMANCES

Won Pts	Total Atts	No Name
26	101	Total Team
7	29	6 MALLAPRE John Edison
6	24	1 BANSAL Ernesto
6	21	Total Team
2	4	1 BANSAL Ernesto
2	2	3 HERNANDEZ K-Justine
7	67	Total Team
3	9	6 MALLAPRE John Edison
2	15	16 DUALIN Billy Jay
27		Total Team
66	189	Total Team

12	44	6 MALLAPRE John Edison
----	----	------------------------

Excellent	Total Atts	No Name
13	107	Total Team
5	29	6 MALLAPRE John Edison
4	21	1 BANSAL Ernesto
15	94	Total Team
14	74	16 DUALIN Billy Jay
5	56	Total Team
2	16	6 MALLAPRE John Edison

Scoring Skills
Spike
Block
Serve
Opp. error
Total

Best Scorer

Non scoring Skills
Dig
Set
Reception
Success - Faults
Attempts

Won Pts	Total Atts	No Name
23	91	Total Team
11	28	6 LIEGO Jomar
4	22	2 CAGADAN Lordan
7	32	Total Team
5	18	12 BAYSAC Ruben
1	6	11 LIEGO Jay-ar
5	63	Total Team
2	13	11 LIEGO Jay-ar
2	15	7 PANOSO Dennis
30		Total Team
65	186	Total Team

11	38	6 LIEGO Jomar
----	----	---------------

Excellent	Total Atts	No Name
8	96	Total Team
2	17	11 LIEGO Jay-ar
2	17	7 PANOSO Dennis
5	94	Total Team
5	73	7 PANOSO Dennis
8	64	Total Team
7	38	3 GABOL Christian

■ Starting line-up Pts = Points scored [nn] = Captain
□ Substitute Atts = Attempts L = Libero
Opp = Opponent



Match: 17 **Date:** 4/13/2010 **Spectators:** 0
City: Tarlac City
Hall: Ecumenical Col Gym
Match duration: **Start:** 14:00

Teams	Sets	1	2	3	4	5	Total
CRG	0	22	20				42
EVR	2	25	25				50
Set duration							

Referees:

CRG • CARAGA		1	2	3	4	5	Pts
1	CABALAN Karlo	■	■				4
2	L MASLOG Steven	L	L				
3	SANDAG Romnick						
4	ACEDILLA Lemervy	■	■				2
5	RULONA Algen						
6	SANCHEZ Stephen John	■	■				2
7	MANOY Justin	■	■				
8	HINAYON Lictor Jan	■	■				10
9	ILAN Diego						
10	ALLASGO Mervyn			□			
11	OCLARIT Melvin	■	■				6
12	BAGUWIN Ryan						
Coach: BOTOY Noel							
Assistant:							

EVR • EVRAA		1	2	3	4	5	Pts
1	L CODILLA Dandy			L	L		
3	COLLANTES Jobert		■	■			4
4	TORRES Peter Den Mar		■	■			6
5	LAYOLA JR. Eusebio		■	■			8
7	SEVILLA Dwight		■	■			6
8	QUIROS Anthony						
9	BALTAZAR Dariel		■	■			4
11	OBEDA Rhynon						
12	HURBODA Peter Paul		■	■			10
Coach: CABEROS Cleoffe							
Assistant:							

TEAMS AND PLAYERS PERFORMANCES

Won Pts	Total Atts	No Name
21	51	Total Team
9	18	8 HINAYON Lictor Jan
5	14	11 OCLARIT Melvin
3	19	Total Team
1	1	4 ACEDILLA Lemervy
1	4	8 HINAYON Lictor Jan
0	41	Total Team
15		Total Team
39	111	Total Team

Scoring Skills
Spike
Block
Serve
Opp. error
Total

Won Pts	Total Atts	No Name
31	64	Total Team
8	15	12 HURBODA Peter Paul
8	15	5 LAYOLA JR. Eusebio
3	19	Total Team
2	12	4 TORRES Peter Den Mar
1	3	9 BALTAZAR Dariel
4	48	Total Team
2	11	3 COLLANTES Jobert
2	10	12 HURBODA Peter Paul
13		Total Team
51	131	Total Team

10	30	8 HINAYON Lictor Jan
----	----	----------------------

Best Scorer

10	26	12 HURBODA Peter Paul
----	----	-----------------------

Excellent	Total Atts	No Name
8	65	Total Team
2	23	2 MASLOG Steven
2	7	7 MANOY Justin
3	56	Total Team
3	53	4 ACEDILLA Lemervy
2	41	Total Team
1	7	1 CABALAN Karlo
1	14	2 MASLOG Steven

Non scoring Skills
Dig
Set
Reception
Success - Faults
Attempts

Excellent	Total Atts	No Name
5	61	Total Team
2	16	12 HURBODA Peter Paul
2	12	7 SEVILLA Dwight
11	59	Total Team
11	57	3 COLLANTES Jobert
6	39	Total Team
2	9	12 HURBODA Peter Paul
1	5	7 SEVILLA Dwight

■ Starting line-up Pts = Points scored [nn] = Captain
□ Substitute Atts = Attempts L = Libero
Opp = Opponent



Match: 18 **Date:** 4/13/2010 **Spectators:** 0
City: Tarlac City
Hall: Ecumenical Col Gym
Match duration: **Start:** 15:00

Teams	Sets	1	2	3	4	5	Total
DAV	1	25	15	21			61
IRA	2	17	25	25			67
Set duration							

Referees:

DAV • DAVRAA	1	2	3	4	5	Pts
1 ESCOSIA						1
2 L GUTANG	L	L	L			
3 ARCAYAN	■	■	■			2
4 RUELA						
5 LORA	■	■				1
6 MARQUIZO	■	■	■			7
7 CACHERO	■	■	■			5
8 NAVALES						
9 PALMERO	■	■	■			13
10 GOLOSINO			■	■		
11 0 0						
12 0 0						
14 DIGAL						
18 MULLOT	■	■	■			8

Coach: MIRASOL Ron
Assistant:

IRA • IRAA	1	2	3	4	5	Pts
1 OXCIAÑO Edmar	■	■	■			11
2 ALEJO Nelson				■		
3 ZAPATA Richard	■	■	■			5
4 DELA CRUZ Brent	■	■	■			3
5 ESTEPA Bryan						
6 ORIL Abner						
7 IBANEZ Mark Anthony	■	■	■			4
8 GUILLERMO Jade	■	■	■			8
9 SALAZAR Jeffryson			■			
10 MANZANO Frederick						
11 VALERIANO Jayson	■	■	■			3
12 L ESPOSO Dan Christian	L	L	L			

Coach: MAGAOAY Globen
Assistant:

TEAMS AND PLAYERS PERFORMANCES

Won Pts	Total Atts	No Name
31	101	Total Team
13	28	9 PALMERO
7	24	18 MULLOT
4	32	Total Team
1	1	1 ESCOSIA
1	1	5 LORA
2	60	Total Team
1	8	6 MARQUIZO
1	10	18 MULLOT
24		Total Team
61	193	Total Team

13	47	9 PALMERO
----	----	-----------

Excellent	Total Atts	No Name
9	97	Total Team
4	28	18 MULLOT
2	9	2 GUTANG
15	103	Total Team
15	94	3 ARCAYAN
5	57	Total Team
2	10	2 GUTANG
1	9	6 MARQUIZO

Scoring Skills
Spike
Block
Serve
Opp. error
Total

Best Scorer

Non scoring Skills
Dig
Set
Reception
Success - Faults
Attempts

Won Pts	Total Atts	No Name
24	89	Total Team
9	24	1 OXCIAÑO Edmar
7	31	8 GUILLERMO Jade
7	46	Total Team
2	4	1 OXCIAÑO Edmar
2	7	7 IBANEZ Mark Anthony
3	67	Total Team
2	15	3 ZAPATA Richard
1	9	11 VALERIANO Jayson
32		Total Team
66	202	Total Team

11	36	1 OXCIAÑO Edmar
----	----	-----------------

Excellent	Total Atts	No Name
17	108	Total Team
4	21	8 GUILLERMO Jade
3	25	12 ESPOSO Dan Christian
7	84	Total Team
7	70	3 ZAPATA Richard
3	56	Total Team

■ Starting line-up Pts = Points scored [nn] = Captain
□ Substitute Atts = Attempts L = Libero
Opp = Opponent



Match: 19 **Date:** 4/14/2010 **Spectators:** 0
City: Tarlac City
Hall: TRP 2
Match duration: **Start:** 7:00

Teams	Sets	1	2	3	4	5	Total
CVI	1	25	22	12			59
ZPR	2	17	25	25			67
Set duration							

Referees:

CVI • CVIRAA	1	2	3	4	5	Pts
1 L ORTIZ Kevin Clark	L	L	L			2
2 SAYCON John Reel	■					2
4 YLANAN John Michael						
6 FUENTES Ryan Delmer	■		■			4
7 TENEZA Aljan	■	■	■			4
8 BONGO Mark Jason			■			
9 PELAYO John Hercopel	■	■	■			10
10 CLARUS Jonathan	■	■	■			6
11 AMADEO Ariel		■				2
12 ASINGUA James Anthonie		■				2
13 PANDAN Ronnald			□			
15 ROJAS Jayvelle	■	■	■			2
Coach: POTOT Roldan Assistant:						

ZPR • ZPRAA	1	2	3	4	5	Pts
1 LOMONGIN Leo	■	■	■			10
2 ELLIMA Hanson			□			
3 BANGAY Fremar	□	■				
4 CAMANSE Junar		□				
5 MALALIS Paul Adam	■	■	■			2
6 ENANOD Peter	□	□	■			3
7 L MOSONES Rick Jayson		L				
8 SARITA Lloyd	■	■	■			6
9 TAMPOGAO Norman		■	□			
10 NODELA Bernard	■	■	□			
11 MUSALLAIN Hassan	■	□	■			7
12 PATA Marquel	■	□	■			3
Coach: GARCIA Riza Assistant:						

TEAMS AND PLAYERS PERFORMANCES

Won Pts	Total Atts	No Name
30	89	Total Team
9	20	9 PELAYO John Hercopel
5	16	10 CLARUS Jonathan
4	20	Total Team
1	3	10 CLARUS Jonathan
1	4	9 PELAYO John Hercopel
0	66	Total Team
29		Total Team
63	175	Total Team
10	32	9 PELAYO John Hercopel

Scoring Skills
Spike
Block
Serve
Opp. error
Total

Won Pts	Total Atts	No Name
24	69	Total Team
9	21	1 LOMONGIN Leo
7	13	11 MUSALLAIN Hassan
5	35	Total Team
4	5	8 SARITA Lloyd
1	5	6 ENANOD Peter
2	65	Total Team
1	16	8 SARITA Lloyd
1	11	1 LOMONGIN Leo
33		Total Team
64	169	Total Team
10	37	1 LOMONGIN Leo

Best Scorer

Excellent	Total Atts	No Name
4	81	Total Team
3	14	1 ORTIZ Kevin Clark
1	8	10 CLARUS Jonathan
6	89	Total Team
6	76	15 ROJAS Jayvelle
4	57	Total Team
4	42	1 ORTIZ Kevin Clark

Non scoring Skills
Dig
Set
Reception
Success - Faults
Attempts

Excellent	Total Atts	No Name
2	69	Total Team
1	10	12 PATA Marquel
1	4	4 CAMANSE Junar
11	74	Total Team
7	52	8 SARITA Lloyd
16	59	Total Team
5	12	5 MALALIS Paul Adam
3	8	6 ENANOD Peter

■ Starting line-up Pts = Points scored [nn] = Captain
□ Substitute Atts = Attempts L = Libero
Opp = Opponent



Match: 20 **Date:** 4/14/2010 **Spectators:** 0
City: Tarlac City
Hall: TRP 2
Match duration: **Start:** 8:00

Teams	Sets	1	2	3	4	5	Total
CLR	2	20	27	25			72
CAL	1	25	25	19			69
Set duration							

Referees:

CLR • CLRAA		1	2	3	4	5	Pts
1	CABATINGAN Carlo Joshua						
2	LINGAD Lester						
3	DINGAL Francis Migelle	■	■	■			4
4	GUINTO Christopher						
5	SUSI Sonny Gustin	■	■	■			1
6	RELATA Redentor						
7	L CONCEPCION Patrick Paul	L	L	L			
8	INFANTE Erwin	■	■	■			
9	YUMANG Raniel Alyson	■	■	■			16
12	TOLENTINO Edwin	■	■	■			12
14	CRUZ Leonard Rusty	■	■	■			8
15	ISIP John Kevin						
Coach: MACAPINLAC Jonathan							
Assistant:							

CAL • CALABARZON		1	2	3	4	5	Pts
4	BABILONIA	■	■	■			6
5	POTONIA			■			1
6	TIPAY	■	■	■			15
7	CARANDANG						
8	MANALO	■	■	■			6
9	CASTILLO	■	■	■			10
10	LORIA	■	■	■			10
11	L LATAYAN	L	L	L			
12	ABRAHAM						
13	ACOSTA	■	■				1
14	ACORDA						
15	MANGULABNAN				□		
Coach:							
Assistant:							

TEAMS AND PLAYERS PERFORMANCES

Won Pts	Total Atts	No Name
32	101	Total Team
11	26	9 YUMANG Raniel Alyson
10	26	12 TOLENTINO Edwin
8	44	Total Team
5	5	9 YUMANG Raniel Alyson
1	13	12 TOLENTINO Edwin
1	73	Total Team
1	10	12 TOLENTINO Edwin
31		Total Team
72	218	Total Team

16	41	9 YUMANG Raniel Alyson
----	----	------------------------

Excellent	Total Atts	No Name
1	102	Total Team
1	34	7 CONCEPCION Patrick
10	95	Total Team
10	88	8 INFANTE Erwin
3	67	Total Team
1	15	3 DINGAL Francis Migelle
1	21	7 CONCEPCION Patrick

Scoring Skills
Spike
Block
Serve
Opp. error
Total

Best Scorer

Non scoring Skills
Dig
Set
Reception
Success - Faults
Attempts

Won Pts	Total Atts	No Name
41	108	Total Team
13	29	6 TIPAY
8	17	9 CASTILLO
7	43	Total Team
3	10	10 LORIA
2	6	6 TIPAY
1	69	Total Team
1	9	9 CASTILLO
21		Total Team
70	220	Total Team

15	46	6 TIPAY
----	----	---------

Excellent	Total Atts	No Name
0	108	Total Team
12	92	Total Team
12	79	8 MANALO
0	68	Total Team

■ Starting line-up Pts = Points scored [nn] = Captain
□ Substitute Atts = Attempts L = Libero
Opp = Opponent



Match: 20 **Date:** 4/14/2010 **Spectators:** 0
City: Tarlac City
Hall: TRP 2
Match duration: **Start:** 8:00

Teams	Sets	1	2	3	4	5	Total
CLR	2	20	27	25			72
CAL	1	25	25	19			69
Set duration							

Referees:

CLR • CLRAA		1	2	3	4	5	Pts
1	CABATINGAN Carlo Joshua						
2	LINGAD Lester						
3	DINGAL Francis Migelle	■	■	■			4
4	GUINTO Christopher						
5	SUSI Sonny Gustin	■	■	■			1
6	RELATA Redentor						
7	L CONCEPCION Patrick Paul	L	L	L			
8	INFANTE Erwin	■	■	■			
9	YUMANG Raniel Alyson	■	■	■			16
12	TOLENTINO Edwin	■	■	■			12
14	CRUZ Leonard Rusty	■	■	■			8
15	ISIP John Kevin						
Coach: MACAPINLAC Jonathan							
Assistant:							

CAL • CALABARZON		1	2	3	4	5	Pts
4	BABILONIA	■	■	■			6
5	POTONIA			■			1
6	TIPAY	■	■	■			15
7	CARANDANG						
8	MANALO	■	■	■			6
9	CASTILLO	■	■	■			10
10	LORIA	■	■	■			10
11	L LATAYAN	L	L	L			
12	ABRAHAM						
13	ACOSTA	■	■				1
14	ACORDA						
15	MANGULABNAN				□		
Coach:							
Assistant:							

TEAMS AND PLAYERS PERFORMANCES

Won Pts	Total Atts	No Name
32	101	Total Team
11	26	9 YUMANG Raniel Alyson
10	26	12 TOLENTINO Edwin
8	44	Total Team
5	5	9 YUMANG Raniel Alyson
1	13	12 TOLENTINO Edwin
1	73	Total Team
1	10	12 TOLENTINO Edwin
31		Total Team
72	218	Total Team

16	41	9 YUMANG Raniel Alyson
----	----	------------------------

Excellent	Total Atts	No Name
1	102	Total Team
1	34	7 CONCEPCION Patrick
10	95	Total Team
10	88	8 INFANTE Erwin
3	67	Total Team
1	15	3 DINGAL Francis Migelle
1	21	7 CONCEPCION Patrick

Scoring Skills
Spike
Block
Serve
Opp. error
Total

Best Scorer

Non scoring Skills
Dig
Set
Reception
Success - Faults
Attempts

Won Pts	Total Atts	No Name
41	108	Total Team
13	29	6 TIPAY
8	17	9 CASTILLO
7	43	Total Team
3	10	10 LORIA
2	6	6 TIPAY
1	69	Total Team
1	9	9 CASTILLO
21		Total Team
70	220	Total Team

15	46	6 TIPAY
----	----	---------

Excellent	Total Atts	No Name
0	108	Total Team
12	92	Total Team
12	79	8 MANALO
0	68	Total Team

■ Starting line-up Pts = Points scored [nn] = Captain
□ Substitute Atts = Attempts L = Libero
Opp = Opponent



Match: 21 **Date:** 4/14/2010 **Spectators:** 0
City: Tarlac City
Hall: Ecumenical Col Gym
Match duration: **Start:** 8:00

Teams	Sets	1	2	3	4	5	Total
ARM	1	25	17	19			61
NCR	2	23	25	25			73
Set duration							

Referees:

ARM • ARMM		1	2	3	4	5	Pts
1	LAJA Aripin	■	■	■			12
2	JULHASA Jomar	■	■	■			7
3	ABDUHAJAN Jul	■	■	■			7
4	L SAJILI Mijal	L	L	L			
5	AJAM Alano	■	■	■			7
6	SANGRI Adzmie						
7	SARINO Sonny						
8	KASIM Ibrahim	■	■	■			12
9	DAIS Al Hussein						
10	HAIRAMI Marvin	■	■	■			
11	MANIGOS Dominic						
12	GAMPONG Jinggyo			□			
Coach: TADUS Mohammad							
Assistant:							

NCR • NCR		1	2	3	4	5	Pts
1	TORRES Angelo	■					1
2	DACLES Argie		□				
3	RELCOPAN Kim		■				
4	FRANCISCO John Erickson	■					2
5	SANTOS Brendon Joseph	■	■	■			1
6	ROJAS Patrick	■	■	■			17
7	SORIA Angelone	■	■	■			5
8	L EUGENIO Jerome Cyril	L	L	L			
9	GARCIA Morissey	■	■	■			5
10	TOLENTINO Richard	□		□			3
11	PANGAN Mark Carlo			■			2
12	GARCIA Gyro	□	■	■			6
Coach: ROQUE Rodrigo							
Assistant:							

TEAMS AND PLAYERS PERFORMANCES

Won Pts	Total Atts	No Name
40	108	Total Team
12	19	1 LAJA Aripin
9	36	8 KASIM Ibrahim
2	28	Total Team
1	4	8 KASIM Ibrahim
1	7	3 ABDUHAJAN Jul
3	62	Total Team
2	12	8 KASIM Ibrahim
1	12	5 AJAM Alano
15		Total Team
60	198	Total Team
12	35	1 LAJA Aripin

Scoring Skills
Spike
Block
Serve
Opp. error
Total

Won Pts	Total Atts	No Name
27	74	Total Team
13	25	6 ROJAS Patrick
4	7	12 GARCIA Gyro
10	42	Total Team
4	9	6 ROJAS Patrick
3	12	9 GARCIA Morissey
5	72	Total Team
2	4	4 FRANCISCO John
1	17	5 SANTOS Brendon Joseph
31		Total Team
73	188	Total Team
17	42	6 ROJAS Patrick

Best Scorer

Excellent	Total Atts	No Name
9	76	Total Team
4	12	4 SAJILI Mijal
2	16	1 LAJA Aripin
14	98	Total Team
14	92	10 HAIRAMI Marvin
25	70	Total Team
9	21	5 AJAM Alano
9	25	4 SAJILI Mijal

Non scoring Skills
Dig
Set
Reception
Success - Faults
Attempts

Excellent	Total Atts	No Name
10	82	Total Team
4	18	8 EUGENIO Jerome Cyril
3	14	12 GARCIA Gyro
11	62	Total Team
9	42	5 SANTOS Brendon Joseph
16	50	Total Team
2	4	10 TOLENTINO Richard
9	21	8 EUGENIO Jerome Cyril

■ Starting line-up Pts = Points scored [nn] = Captain
□ Substitute Atts = Attempts L = Libero
Opp = Opponent

Match: 22 **Date:** 4/14/2010 **Spectators:** 0
City: Tarlac City
Hall: Ecumenical Col Gym
Match duration: **Start:** 9:00

Teams	Sets	1	2	3	4	5	Total
CRA	2	25	25				50
MIM	0	20	10				30
Set duration							

Referees:

CRA • CRAA		1	2	3	4	5	Pts
1	CANOMON Gynes Ryan						
2	KADIR Datu Jomar	■	■				1
3	ELLAGA Joe Mar						
4	ALFAFARA Mark Gil	■	■				2
5	DIVINAGRACIA Nikko	■	■				6
6	L SALDE Vicente	L	L				
7	RICO Romnick	■	■				4
8	VILLANUEVA Marc Rhen			□			
9	SIMOGAN Wilfredo						
10	SAMPIGAT Norodin						
12	JOVENA Brix	■	■				5
18	SOVERANO Eliver Jay	■	■				2
Coach:							
Assistant:							

MIM • MIMAROPA		1	2	3	4	5	Pts
1	CARALIPIO Arven Joy						
2	ABUBAKAR Nasrulla	■	■				1
3	HASIM Alwin	■	■				
4	ESPIRITU Lavel						
5	BELOSTRINO Marck Glenn			□			
6	JINRIUK Moh'd. Jamal	■	■				1
7	SAMLANHONG Moh'd. Jamal	■	■				5
8	CASTILLO Dean						
9	TABANGAY Rodel						
10	HALIE Rexson	■	■				4
11	AMLAIN Saden	■	■				
12	L GUEVARRA Raymond			L			
Coach: ALVIAR Marcel B.							
Assistant:							

TEAMS AND PLAYERS PERFORMANCES

Won Pts	Total Atts	No Name
11	34	Total Team
4	11	5 DIVINAGRACIA Nikko
3	6	12 JOVENA Brix
5	15	Total Team
2	3	5 DIVINAGRACIA Nikko
2	3	7 RICO Romnick
4	50	Total Team
2	7	18 SOVERANO Eliver Jay
1	13	12 JOVENA Brix
32		Total Team
52	99	Total Team

6	19	5 DIVINAGRACIA Nikko
---	----	----------------------

Excellent	Total Atts	No Name
4	38	Total Team
2	5	6 SALDE Vicente
1	8	18 SOVERANO Eliver Jay
6	28	Total Team
6	19	18 SOVERANO Eliver Jay
3	23	Total Team
2	6	6 SALDE Vicente
1	4	5 DIVINAGRACIA Nikko

Scoring Skills
Spike
Block
Serve
Opp. error
Total

Best Scorer

Non scoring Skills
Dig
Set
Reception
Success - Faults
Attempts

Won Pts	Total Atts	No Name
8	45	Total Team
5	17	7 SAMLANHONG Moh'd.
1	12	10 HALIE Rexson
3	11	Total Team
3	4	10 HALIE Rexson
0	31	Total Team
19		Total Team
30	87	Total Team

5	25	7 SAMLANHONG Moh'd.
---	----	---------------------

Excellent	Total Atts	No Name
2	36	Total Team
2	6	6 JINRIUK Moh'd. Jamal
2	47	Total Team
2	38	3 HASIM Alwin
1	40	Total Team

■ Starting line-up Pts = Points scored [nn] = Captain
□ Substitute Atts = Attempts L = Libero
Opp = Opponent

Match: 22 **Date:** 4/14/2010 **Spectators:** 0
City: Tarlac City
Hall: Ecumenical Col Gym
Match duration: **Start:** 9:00

Teams	Sets	1	2	3	4	5	Total
CRA	2	25	25				50
MIM	0	20	10				30
Set duration							

Referees:

CRA • CRAA		1	2	3	4	5	Pts
1	CANOMON Gynes Ryan						
2	KADIR Datu Jomar	■	■				1
3	ELLAGA Joe Mar						
4	ALFAFARA Mark Gil	■	■				2
5	DIVINAGRACIA Nikko	■	■				6
6	L SALDE Vicente	L	L				
7	RICO Romnick	■	■				4
8	VILLANUEVA Marc Rhen			□			
9	SIMOGAN Wilfredo						
10	SAMPIGAT Norodin						
12	JOVENA Brix	■	■				5
18	SOVERANO Eliver Jay	■	■				2
Coach:							
Assistant:							

MIM • MIMAROPA		1	2	3	4	5	Pts
1	CARALIPIO Arven Joy						
2	ABUBAKAR Nasrulla	■	■				1
3	HASIM Alwin	■	■				
4	ESPIRITU Lavel						
5	BELOSTRINO Marck Glenn			□			
6	JINRIUK Moh'd. Jamal	■	■				1
7	SAMLANHONG Moh'd. Jamal	■	■				5
8	CASTILLO Dean						
9	TABANGAY Rodel						
10	HALIE Rexson	■	■				4
11	AMLAIN Saden	■	■				
12	L GUEVARRA Raymond			L			
Coach: ALVIAR Marcel B.							
Assistant:							

TEAMS AND PLAYERS PERFORMANCES

Won Pts	Total Atts	No Name
11	34	Total Team
4	11	5 DIVINAGRACIA Nikko
3	6	12 JOVENA Brix
5	15	Total Team
2	3	5 DIVINAGRACIA Nikko
2	3	7 RICO Romnick
4	50	Total Team
2	7	18 SOVERANO Eliver Jay
1	13	12 JOVENA Brix
32		Total Team
52	99	Total Team

6	19	5 DIVINAGRACIA Nikko
---	----	----------------------

Excellent	Total Atts	No Name
4	38	Total Team
2	5	6 SALDE Vicente
1	8	18 SOVERANO Eliver Jay
6	28	Total Team
6	19	18 SOVERANO Eliver Jay
3	23	Total Team
2	6	6 SALDE Vicente
1	4	5 DIVINAGRACIA Nikko

Scoring Skills
Spike
Block
Serve
Opp. error
Total

Best Scorer

Non scoring Skills
Dig
Set
Reception
Success - Faults
Attempts

Won Pts	Total Atts	No Name
8	45	Total Team
5	17	7 SAMLANHONG Moh'd.
1	12	10 HALIE Rexson
3	11	Total Team
3	4	10 HALIE Rexson
0	31	Total Team
19		Total Team
30	87	Total Team

5	25	7 SAMLANHONG Moh'd.
---	----	---------------------

Excellent	Total Atts	No Name
2	36	Total Team
2	6	6 JINRIUK Moh'd. Jamal
2	47	Total Team
2	38	3 HASIM Alwin
1	40	Total Team

■ Starting line-up Pts = Points scored [nn] = Captain
□ Substitute Atts = Attempts L = Libero
Opp = Opponent

Match: 23 **Date:** 4/14/2010 **Spectators:** 0
City: Tarlac City
Hall: Ecumenical Col Gym
Match duration: **Start:** 10:00

Teams	Sets	1	2	3	4	5	Total
EVR	0	17	19				36
DAV	2	25	25				50
Set duration							

Referees:

EVR • EVRAA		1	2	3	4	5	Pts
1	L CODILLA Dandy		L	L			
3	COLLANTES Jobert	■	■				
4	TORRES Peter Den Mar	■	■				4
5	LAYOLA JR. Eusebio	■	■				7
7	SEVILLA Dwight	■	■				2
8	QUIROS Anthony						
9	BALTAZAR Dariel	■	■				1
11	OBEDA Rhynon						
12	HURBODA Peter Paul	■	■				
Coach: CABEROS Cleoffe							
Assistant:							

DAV • DAVRAA		1	2	3	4	5	Pts
1	ESCOSIA		■	■			4
2	L GUTANG		L	L			
3	ARCAYAN		■	■			5
4	RUELA						
5	LORA						
6	MARQUIZO		■	■			2
7	CACHERO		■	■			6
8	NAVALES						
9	PALMERO		■	■			8
10	GOLOSINO				□		1
11	0 0						
12	0 0						
14	DIGAL			□	■		4
18	MULLOT			■			3
Coach: MIRASOL Ron							
Assistant:							

TEAMS AND PLAYERS PERFORMANCES

Won Pts	Total Atts	No Name
12	59	Total Team
7	9	5 LAYOLA JR. Eusebio
2	12	4 TORRES Peter Den Mar
2	18	Total Team
2	6	4 TORRES Peter Den Mar
0	36	Total Team
21		Total Team
35	113	Total Team

Scoring Skills
Spike
Block
Serve
Opp. error
Total

Won Pts	Total Atts	No Name
21	66	Total Team
5	9	7 CACHERO
5	15	9 PALMERO
3	12	Total Team
2	5	9 PALMERO
1	3	7 CACHERO
9	49	Total Team
5	13	3 ARCAYAN
1	7	1 ESCOSIA
17		Total Team
50	127	Total Team

7	20	5 LAYOLA JR. Eusebio
---	----	----------------------

Best Scorer

8	32	9 PALMERO
---	----	-----------

Excellent	Total Atts	No Name
5	60	Total Team
2	10	5 LAYOLA JR. Eusebio
2	14	12 HURBODA Peter Paul
8	55	Total Team
7	44	3 COLLANTES Jobert
6	44	Total Team
3	12	12 HURBODA Peter Paul

Non scoring Skills
Dig
Set
Reception
Success - Faults
Attempts

Excellent	Total Atts	No Name
9	65	Total Team
3	15	1 ESCOSIA
2	5	18 MULLOT
14	58	Total Team
13	48	3 ARCAYAN
13	34	Total Team
4	5	18 MULLOT
5	9	2 GUTANG

■ Starting line-up Pts = Points scored [nn] = Captain
□ Substitute Atts = Attempts L = Libero
Opp = Opponent

Match: 24 **Date:** 4/14/2010 **Spectators:** 0
City: Tarlac City
Hall: Ecumenical Col Gym
Match duration: **Start:** 11:00

Teams	Sets	1	2	3	4	5	Total
CAR	2	19	25	25			69
CRG	1	25	17	14			56
Set duration							

Referees:

CAR • CAR		1	2	3	4	5	Pts
1	RULLODA Clinton		■	■			2
2	CAYABYAB Lawrence	■	■	■			18
3	WAGLISON Rodel	■	■	■			5
4	DE PERALTA Edward	■					
5	SEMILLA Jhonel						
6	MILET Jadway	■	■	■			6
7	L DEGAY Rigor	L	L	L			
8	ALI Rasul			□	□		
9	COMILANG Aristotle	■	■	■			5
10	TULINGAN Jhenar	■	■	■			5
13	VALDEZ Einner Louie						
Coach: COLINAN Paul							
Assistant:							

CRG • CARAGA		1	2	3	4	5	Pts
1	CABALAN Karlo	■	■	■			5
2	L MASLOG Steven	L	L	L			
3	SANDAG Romnick	■	■	■			2
4	ACEDILLA Lemervy	■	■	■			
5	RULONA Algen	■	■	□			5
6	SANCHEZ Stephen John			□			
7	MANOY Justin						
8	HINAYON Lictor Jan	■	■	■			5
9	ILAN Diego			□			
10	ALLASGO Merven			■			1
11	OCLARIT Melvin	■	■	■			7
12	BAGUHIIN Ryan						
Coach: BOTOY Noel							
Assistant:							

TEAMS AND PLAYERS PERFORMANCES

Won Pts	Total Atts	No Name
29	90	Total Team
15	33	2 CAYABYAB Lawrence
4	16	9 COMILANG Aristotle
7	33	Total Team
2	7	6 MILET Jadway
1	8	2 CAYABYAB Lawrence
5	69	Total Team
2	7	2 CAYABYAB Lawrence
1	11	3 WAGLISON Rodel
27		Total Team
68	192	Total Team
18	48	2 CAYABYAB Lawrence

Scoring Skills
Spike
Block
Serve
Opp. error
Total

Won Pts	Total Atts	No Name
20	94	Total Team
7	18	11 OCLARIT Melvin
5	22	1 CABALAN Karlo
4	24	Total Team
2	7	3 SANDAG Romnick
1	6	5 RULONA Algen
1	55	Total Team
1	2	10 ALLASGO Merven
30		Total Team
55	173	Total Team
7	26	11 OCLARIT Melvin

Best Scorer

Excellent	Total Atts	No Name
11	88	Total Team
3	13	7 DEGAY Rigor
2	7	3 WAGLISON Rodel
4	87	Total Team
4	79	3 WAGLISON Rodel
4	52	Total Team
1	3	6 MILET Jadway
1	10	10 TULINGAN Jhenar

Non scoring Skills
Dig
Set
Reception
Success - Faults
Attempts

Excellent	Total Atts	No Name
2	104	Total Team
1	11	5 RULONA Algen
1	20	2 MASLOG Steven
3	91	Total Team
2	73	4 ACEDILLA Lemervy
0	61	Total Team

■ Starting line-up Pts = Points scored [nn] = Captain
□ Substitute Atts = Attempts L = Libero
Opp = Opponent

Match: 25 **Date:** 4/14/2010 **Spectators:** 0
City: Tarlac City
Hall: Ecumenical Col Gym
Match duration: **Start:** 13:00

Teams	Sets	1	2	3	4	5	Total
NMR	1	26	25	21			72
BRA	2	28	15	25			68
Set duration							

Referees:

NMR • NMRAA		1	2	3	4	5	Pts
1	ALINGAKA Narjun						
2	BALACUIT Joemark	■	■	■			2
3	CABANA Elvis	■					
4	CARABANES Alex						
6	CRUDA Jhon Rey	□	■	■			8
7	DAGANI Algem	■	■	■			11
10 L	JIMENEZ Jernil Jim	L					
11	MIKULOB Anjay						
12	OLASIMAN Marlon						
13	ETRONE Racmade	■	■	■			9
14	CASTIGADOR Margen	■	■	■			9
18	DUMAGO Larry	■	■	■			7

Coach: DELA PENA Andresito
Assistant:

BRA • BRAA		1	2	3	4	5	Pts
1	BANSAL Ernesto	■	■	■			16
2 L	ACOSTA Chito	L					
3	HERNANDEZ K-Justine	□		□			3
4	NOLASCO Ron-Ron		■				
5	LAGCO Alvin Joseph	■	□	■			2
6	MALLAPRE John Edison	■	■	■			12
7	GRANADO Reygine Mark						
8	JAMORALIN Paolo	■	■	■			2
10	JARDIN Rodolfo	■	■	■			5
12	MARAVILLAS Alan Jude		■				
15 L	MATIAS Rhon Nilo		L	L			
16	DUALIN Billy Jay	■	□	■			2

Coach: GOJAR Geraldo
Assistant:

TEAMS AND PLAYERS PERFORMANCES

Won Pts	Total Atts	No Name
32	94	Total Team
9	25	7 DAGANI Algem
6	14	6 CRUDA Jhon Rey
10	36	Total Team
3	9	13 ETRONE Racmade
2	5	6 CRUDA Jhon Rey
4	72	Total Team
2	16	14 CASTIGADOR Margen
1	13	13 ETRONE Racmade
26		Total Team
72	202	Total Team
11	39	7 DAGANI Algem

Scoring Skills
Spike
Block
Serve
Opp. error
Total

Won Pts	Total Atts	No Name
32	108	Total Team
16	33	1 BANSAL Ernesto
6	20	6 MALLAPRE John Edison
7	22	Total Team
4	9	6 MALLAPRE John Edison
2	4	10 JARDIN Rodolfo
3	68	Total Team
2	13	6 MALLAPRE John Edison
1	6	5 LAGCO Alvin Joseph
27		Total Team
69	198	Total Team
16	44	1 BANSAL Ernesto

Best Scorer

Excellent	Total Atts	No Name
8	102	Total Team
3	22	7 DAGANI Algem
1	16	14 CASTIGADOR Margen
8	84	Total Team
8	79	2 BALACUIT Joemark
2	58	Total Team
1	16	7 DAGANI Algem

Non scoring Skills
Dig
Set
Reception
Success - Faults
Attempts

Excellent	Total Atts	No Name
12	103	Total Team
3	19	16 DUALIN Billy Jay
2	18	6 MALLAPRE John Edison
8	96	Total Team
8	73	16 DUALIN Billy Jay
5	69	Total Team
1	7	1 BANSAL Ernesto
3	25	6 MALLAPRE John Edison

■ Starting line-up Pts = Points scored [nn] = Captain
□ Substitute Atts = Attempts L = Libero
Opp = Opponent



Match: 26 **Date:** 4/14/2010 **Spectators:** 0
City: Tarlac City
Hall: Ecumenical Col Gym
Match duration: **Start:** 14:00

Teams	Sets	1	2	3	4	5	Total
WVR	2	25	25				50
CAV	0	9	16				25
Set duration							

Referees:

WVR • WVRAA		1	2	3	4	5	Pts
1	GOTERA						
2	L JUNSAY		L	L			
3	SENDI						
4	BUENAVENTURA		■	■			
5	DOROMAL		■	■			4
6							
7	LUMIBAO		■	■			9
8	ESTUCHE						
9	TUVILLA				□		1
10							
11	INAUDITO		■	■			5
12	HERVAS		■	■			6
14	PANASE		■	■			8
15	NISOL						

Coach: ELUMBA Jose Edwin
Assistant:

CAV • CAVRAA		1	2	3	4	5	Pts
1	AGABIN Daryll Ryan			□			1
2	CAGADAN Lordan		■	■			
3	L GABOL Christian		L	L			
4	JOVE Cristopher						
5	AMIS Sherwin			□			
6	LIEGO Jomar		■	■			2
7	PANOSO Dennis		■	■			
8	MALENAB Joshua		■	■			1
9	PADILLA Kenneth			□			
10	VILLAFLORES Mark Eden						
11	LIEGO Jay-ar		■	■			3
12	BAYSAC Ruben		■	■			8

Coach: BASILIO Val Menardo
Assistant:

TEAMS AND PLAYERS PERFORMANCES

Won Pts	Total Atts	No Name
24	53	Total Team
7	16	14 PANASE
5	9	7 LUMIBAO
7	16	Total Team
4	5	7 LUMIBAO
1	2	5 DOROMAL
2	49	Total Team
2	14	5 DOROMAL
18		Total Team
51	118	Total Team
9	23	7 LUMIBAO

Scoring Skills
Spike
Block
Serve
Opp. error
Total

Won Pts	Total Atts	No Name
6	46	Total Team
2	11	6 LIEGO Jomar
1	1	1 AGABIN Daryll Ryan
5	19	Total Team
3	7	12 BAYSAC Ruben
2	5	11 LIEGO Jay-ar
4	27	Total Team
4	9	12 BAYSAC Ruben
11		Total Team
26	92	Total Team
8	26	12 BAYSAC Ruben

Best Scorer

Excellent	Total Atts	No Name
10	46	Total Team
6	16	2 JUNSAY
2	9	12 HERVAS
11	47	Total Team
11	44	5 DOROMAL
4	24	Total Team
4	20	2 JUNSAY

Non scoring Skills
Dig
Set
Reception
Success - Faults
Attempts

Excellent	Total Atts	No Name
1	55	Total Team
1	10	3 GABOL Christian
4	52	Total Team
3	44	7 PANOSO Dennis
4	46	Total Team
4	34	3 GABOL Christian

■ Starting line-up Pts = Points scored [nn] = Captain
□ Substitute Atts = Attempts L = Libero
Opp = Opponent

Match: 27 **Date:** 4/15/2010 **Spectators:** 0
City: Tarlac City
Hall: Ecumenical Col Gym
Match duration: **Start:** 8:00

Teams	Sets	1	2	3	4	5	Total
IRA	2	23	25	25			73
CRG	1	25	19	22			66
Set duration							

Referees:

IRA • IRAA		1	2	3	4	5	Pts
1	OXCIANO Edmar	■	■	■			18
2	ALEJO Nelson						
3	ZAPATA Richard	■	■	■			3
4	DELA CRUZ Brent	■	■	■			11
5	ESTEPA Bryan						
6	ORIL Abner						
7	IBANEZ Mark Anthony	■	■	■			10
8	GUILLERMO Jade	■	■	■			11
9	SALAZAR Jeffryson	□					4
10	MANZANO Frederick						
11	VALERIANO Jayson	■	■	■			10
12	L ESPOSO Dan Christian	L	L	L			
Coach: MAGAOAY Globen							
Assistant:							

CRG • CARAGA		1	2	3	4	5	Pts
1	CABALAN Karlo					■	
2	L MASLOG Steven		L		L		
3	SANDAG Romnick	■		■			
4	ACEDILLA Lemervy	■		■			
5	RULONA Algen	■		■			6
6	SANCHEZ Stephen John						
7	MANOY Justin						
8	HINAYON Lictor Jan	■		■			4
9	ILAN Diego	■					4
10	ALLASGO Mervin						
11	OCLARIT Melvin	■		■			6
12	L BAGUHIIN Ryan						
Coach: BOTOY Noel							
Assistant:							

TEAMS AND PLAYERS PERFORMANCES

Won Pts	Total Atts	No Name
51	159	Total Team
17	32	1 OXCIANO Edmar
8	44	8 GUILLERMO Jade
4	25	Total Team
2	2	11 VALERIANO Jayson
1	6	8 GUILLERMO Jade
12	95	Total Team
5	26	4 DELA CRUZ Brent
2	22	7 IBANEZ Mark Anthony
30		Total Team
97	279	Total Team

18	39	1 OXCIANO Edmar
----	----	-----------------

Scoring Skills
Spike
Block
Serve
Opp. error
Total

Best Scorer

Won Pts	Total Atts	No Name
16	64	Total Team
6	21	11 OCLARIT Melvin
4	13	9 ILAN Diego
4	16	Total Team
2	5	8 HINAYON Lictor Jan
2	4	5 RULONA Algen
0	39	Total Team
20		Total Team
40	119	Total Team

6	22	5 RULONA Algen
---	----	----------------

Excellent	Total Atts	No Name
14	131	Total Team
6	20	11 VALERIANO Jayson
3	24	7 IBANEZ Mark Anthony
4	139	Total Team
4	116	3 ZAPATA Richard
10	85	Total Team
5	15	8 GUILLERMO Jade
4	19	7 IBANEZ Mark Anthony

Non scoring Skills
Dig
Set
Reception
Success - Faults
Attempts

Excellent	Total Atts	No Name
6	60	Total Team
3	6	8 HINAYON Lictor Jan
1	4	3 SANDAG Romnick
0	60	Total Team
9	30	Total Team
6	11	2 MASLOG Steven
1	3	1 CABALAN Karlo

■ Starting line-up Pts = Points scored [nn] = Captain
□ Substitute Atts = Attempts L = Libero
Opp = Opponent



Match: 28 **Date:** 4/15/2010 **Spectators:** 0
City: Tarlac City
Hall: Ecumenical Col Gym
Match duration: **Start:** 9:00

Teams	Sets	1	2	3	4	5	Total
EVR	2	21	25	25			71
CAR	1	25	17	23			65
Set duration							

Referees:

EVR • EVRAA		1	2	3	4	5	Pts
1	L CODILLA Dandy		L	L	L		
3	COLLANTES Jobert	■	■	■			1
4	TORRES Peter Den Mar	■	■	■			7
5	LAYOLA JR. Eusebio	■	■	■			12
7	SEVILLA Dwight	■	■	■			9
8	QUIROS Anthony		■				
9	BALTAZAR Dariel	■	■	■			2
11	OBEDA Rhynon	■	■	■			
12	HURBODA Peter Paul	■	■	■			4
Coach: CABEROS Cleoffe							
Assistant:							

CAR • CAR		1	2	3	4	5	Pts
1	RULLODA Clinton	■	■	■			4
2	CAYABYAB Lawrence	■	■	■			17
3	WAGLISON Rodel	■	■	■			5
4	DE PERALTA Edward			■	■		1
5	SEMILLA Jhonel			■			
6	MILET Jadway	■	■	■			4
7	L DEGAY Rigor	L	L	L			1
8	ALI Rasul	■	■	■			1
9	COMILANG Aristotle	■	■	■			5
10	TULINGAN Jhenar	■	■	■			8
13	VALDEZ Einner Louie						
Coach: COLINAN Paul							
Assistant:							

TEAMS AND PLAYERS PERFORMANCES

Won Pts	Total Atts	No Name
28	111	Total Team
10	30	5 LAYOLA JR. Eusebio
8	27	7 SEVILLA Dwight
7	46	Total Team
2	3	5 LAYOLA JR. Eusebio
2	7	9 BALTAZAR Dariel
0	70	Total Team
36		Total Team
71	227	Total Team

Scoring Skills
Spike
Block
Serve
Opp. error
Total

Won Pts	Total Atts	No Name
36	131	Total Team
12	30	2 CAYABYAB Lawrence
8	24	10 TULINGAN Jhenar
6	40	Total Team
3	5	6 MILET Jadway
2	9	2 CAYABYAB Lawrence
4	65	Total Team
3	12	2 CAYABYAB Lawrence
1	11	6 MILET Jadway
21		Total Team
67	236	Total Team

12	48	5 LAYOLA JR. Eusebio
----	----	----------------------

Best Scorer

17	51	2 CAYABYAB Lawrence
----	----	---------------------

Excellent	Total Atts	No Name
14	130	Total Team
6	18	1 CODILLA Dandy
4	27	5 LAYOLA JR. Eusebio
22	107	Total Team
21	84	3 COLLANTES Jobert
14	56	Total Team
3	10	7 SEVILLA Dwight
4	15	5 LAYOLA JR. Eusebio

Non scoring Skills
Dig
Set
Reception
Success - Faults
Attempts

Excellent	Total Atts	No Name
28	130	Total Team
9	27	2 CAYABYAB Lawrence
6	17	10 TULINGAN Jhenar
22	104	Total Team
22	95	3 WAGLISON Rodel
12	67	Total Team
5	10	9 COMILANG Aristotle
4	22	7 DEGAY Rigor

■ Starting line-up Pts = Points scored [nn] = Captain
□ Substitute Atts = Attempts L = Libero
Opp = Opponent

Match: 29 **Date:** 4/15/2010 **Spectators:** 0
City: Tarlac
Hall: ECG
Match duration: **Start:** 11:00

Teams	Sets	1	2	3	4	5	Total
NCR	2	25	23	25			73
CAL	1	18	25	22			65
Set duration							

Referees:

NCR • NCR		1	2	3	4	5	Pts
1	TORRES Angelo						2
2	DACLES Argie						
3	RELCOPAN Kim						
4	FRANCISCO John Erickson						
5	SANTOS Brendon Joseph						5
6	ROJAS Patrick						8
7	SORIA Angelone						6
8	L EUGENIO Jerome Cyril	L	L	L			
9	GARCIA Morissey						7
10	TOLENTINO Richard						7
11	PANGAN Mark Carlo						1
12	GARCIA Gyro						7
Coach: ROQUE Rodrigo							
Assistant:							

CAL • CALABARZON		1	2	3	4	5	Pts
3	0 0						
4	BABILONIA						5
5	POTONIA						13
6	TIPAY						11
7	CARANDANG						
8	MANALO						1
9	CASTILLO						4
10	LORIA						8
11	L LATAYAN	L	L	L			
12	ABRAHAM						5
13	ACOSTA						
14	ACORDA						
15	MANGULABNAN						
Coach:							
Assistant:							

TEAMS AND PLAYERS PERFORMANCES

Won Pts	Total Atts	No Name
39	107	Total Team
8	26	6 ROJAS Patrick
7	16	12 GARCIA Gyro
3	36	Total Team
1	3	1 TORRES Angelo
1	5	5 SANTOS Brendon Joseph
1	72	Total Team
1	13	5 SANTOS Brendon Joseph
30		Total Team
73	215	Total Team
8	41	6 ROJAS Patrick

Scoring Skills
Spike
Block
Serve
Opp. error
Total

Won Pts	Total Atts	No Name
39	103	Total Team
10	16	5 POTONIA
10	21	6 TIPAY
5	38	Total Team
2	7	10 LORIA
1	2	9 CASTILLO
3	67	Total Team
2	16	5 POTONIA
1	14	8 MANALO
19		Total Team
66	208	Total Team
13	42	5 POTONIA

Best Scorer

Excellent	Total Atts	No Name
24	108	Total Team
9	29	8 EUGENIO Jerome Cyril
6	18	7 SORIA Angelone
32	96	Total Team
30	82	5 SANTOS Brendon Joseph
18	60	Total Team
5	13	7 SORIA Angelone
2	6	10 TOLENTINO Richard

Non scoring Skills
Dig
Set
Reception
Success - Faults
Attempts

Excellent	Total Atts	No Name
7	101	Total Team
2	9	9 CASTILLO
2	12	6 TIPAY
35	96	Total Team
34	85	8 MANALO
14	67	Total Team
11	39	11 LATAYAN
3	16	6 TIPAY

■ Starting line-up Pts = Points scored [nn] = Captain
□ Substitute Atts = Attempts L = Libero
Opp = Opponent

Match: 30 **Date:** 4/15/2010 **Spectators:** 0
City: Tarlac
Hall: ECG
Match duration: **Start:** 12:00

Teams	Sets	1	2	3	4	5	Total
CLR	2	25	29				54
CRA	0	19	27				46
Set duration							

Referees:

CLR • CLRAA		1	2	3	4	5	Pts
1	CABATINGAN Carlo Joshua						
2	LINGAD Lester						
3	DINGAL Francis Migelle	■	■				2
4	GUINTO Christopher						
5	SUSI Sonny Gustin	■	■				4
6	RELATA Redentor						
7	L CONCEPCION Patrick Paul	L	L				
8	INFANTE Erwin	■	■				1
9	YUMANG Raniel Alyson	■	■				6
12	TOLENTINO Edwin	■	■				6
14	CRUZ Leonard Rusty	■	■				11
15	ISIP John Kevin						
Coach: MACAPINLAC Jonathan							
Assistant:							

CRA • CRAA		1	2	3	4	5	Pts
1	CANOMON Gynes Ryan						
2	KADIR Datu Jomar			■	■		2
3	ELLAGA Joe Mar						
4	ALFAFARA Mark Gil			■	■		9
5	DIVINAGRACIA Nikko			■	■		6
6	L SALDE Vicente			L	L		
7	RICO Romnick			■	■		11
8	VILLANUEVA Marc Rhen						
9	SIMOGAN Wilfredo						
10	SAMPIGAT Norodin						
12	JOVENA Brix			■	■		7
18	SOVERANO Eliver Jay			■	■		2
Coach:							
Assistant:							

TEAMS AND PLAYERS PERFORMANCES

Won Pts	Total Atts	No Name
22	60	Total Team
9	18	14 CRUZ Leonard Rusty
6	14	9 YUMANG Raniel Alyson
5	21	Total Team
3	9	12 TOLENTINO Edwin
1	7	14 CRUZ Leonard Rusty
3	51	Total Team
1	9	5 SUSI Sonny Gustin
1	10	8 INFANTE Erwin
23		Total Team
53	132	Total Team
11	32	14 CRUZ Leonard Rusty

Scoring Skills
Spike
Block
Serve
Opp. error
Total

Won Pts	Total Atts	No Name
23	55	Total Team
5	11	5 DIVINAGRACIA Nikko
5	12	12 JOVENA Brix
12	37	Total Team
6	12	7 RICO Romnick
4	5	4 ALFAFARA Mark Gil
2	46	Total Team
1	7	2 KADIR Datu Jomar
1	9	12 JOVENA Brix
10		Total Team
47	138	Total Team
11	29	7 RICO Romnick

Best Scorer

Excellent	Total Atts	No Name
3	46	Total Team
1	4	9 YUMANG Raniel Alyson
1	10	7 CONCEPCION Patrick
3	56	Total Team
3	45	8 INFANTE Erwin
2	45	Total Team

Non scoring Skills
Dig
Set
Reception
Success - Faults
Attempts

Excellent	Total Atts	No Name
5	54	Total Team
2	15	5 DIVINAGRACIA Nikko
2	11	6 SALDE Vicente
12	56	Total Team
12	48	18 SOVERANO Eliver Jay
4	45	Total Team
4	21	6 SALDE Vicente

■ Starting line-up Pts = Points scored [nn] = Captain
□ Substitute Atts = Attempts L = Libero
Opp = Opponent



Match: 31 **Date:** 4/15/2010 **Spectators:** 0
City: Tarlac City
Hall: ECC Gym
Match duration: **Start:** 13:00

Teams	Sets	1	2	3	4	5	Total
WVR	2	25	34				59
DAV	0	18	32				50
Set duration							

Referees:

WVR • WVRAA		1	2	3	4	5	Pts
1	GOTERA						
2	L JUNSAY		L	L			
3	SENDO						
4	BUENAVENTURA		■	■			3
5	DOROMAL		■	■			2
6							
7	LUMIBAO		■	■			8
8	ESTUCHE						
9	TUVILLA				□		2
10							
11	INAUDITO		■	■			8
12	HERVAS		■	■			7
14	PANASE		■	■			10
15	NISOL						

Coach: ELUMBA Jose Edwin
Assistant:

DAV • DAVRAA		1	2	3	4	5	Pts
1	ESCOSIA		□	■			4
2	L GUTANG		L	L			
3	ARCAYAN		■	■			3
4	RUELA						
5	LORA						
6	MARQUIZO		■				4
7	CACHERO		■	■			6
8	NAVALES						
9	PALMERO		■	■			11
10	GOLOSINO		■	■			3
11	0 0						
12	0 0						
14	DIGAL				□		1
18	MULLOT		■	■			2

Coach: MIRASOL Ron
Assistant:

TEAMS AND PLAYERS PERFORMANCES

Won Pts	Total Atts	No Name
28	93	Total Team
8	26	14 PANASE
6	16	11 INAUDITO
9	39	Total Team
3	16	7 LUMIBAO
2	4	11 INAUDITO
3	58	Total Team
2	9	4 BUENAVENTURA
1	10	14 PANASE
18		Total Team
58	190	Total Team
10	40	14 PANASE

Scoring Skills
Spike
Block
Serve
Opp. error
Total

Won Pts	Total Atts	No Name
30	107	Total Team
10	29	9 PALMERO
4	14	7 CACHERO
4	29	Total Team
2	6	7 CACHERO
1	4	9 PALMERO
0	51	Total Team
16		Total Team
50	187	Total Team
11	44	9 PALMERO

Best Scorer

Excellent	Total Atts	No Name
4	91	Total Team
1	12	12 HERVAS
1	33	2 JUNSAY
3	92	Total Team
3	80	5 DOROMAL
7	49	Total Team
4	11	14 PANASE
3	24	2 JUNSAY

Non scoring Skills
Dig
Set
Reception
Success - Faults
Attempts

Excellent	Total Atts	No Name
2	98	Total Team
1	13	3 ARCAYAN
1	38	18 MULLOT
1	101	Total Team
1	95	3 ARCAYAN
7	59	Total Team
5	16	2 GUTANG
2	19	18 MULLOT

■ Starting line-up Pts = Points scored [nn] = Captain
□ Substitute Atts = Attempts L = Libero
Opp = Opponent

Match: 32 **Date:** 4/15/2010 **Spectators:** 0
City: Tarlac City
Hall: ECC Gym
Match duration: **Start:** 14:00

Teams	Sets	1	2	3	4	5	Total
IRA	2	28	15	25			68
BRA	1	26	25	21			72
Set duration							

Referees:

IRA • IRAA		1	2	3	4	5	Pts
1	OXCIANO Edmar	■	■	■			5
2	ALEJO Nelson		□	□			4
3	ZAPATA Richard	■	■	■			7
4	DELA CRUZ Brent	■	■	■			11
5	ESTEPA Bryan						
6	ORIL Abner						
7	IBANEZ Mark Anthony	■	■	■			3
8	GUILLERMO Jade	■	■	■			11
9	SALAZAR Jeffryson						
10	MANZANO Frederick						
11	VALERIANO Jayson	■	■	■			4
12	L ESPOSO Dan Christian	L	L	L			1

Coach: MAGAOAY Globen
Assistant:

BRA • BRAA		1	2	3	4	5	Pts
1	BANSAL Ernesto	■	■	■			8
2	ACOSTA Chito						
3	HERNANDEZ K-Justine	■					
4	NOLASCO Ron-Ron						
5	LAGCO Alvin Joseph	■	■	■			7
6	MALLAPRE John Edison	■	■	■			12
7	GRANADO Reygine Mark						
8	JAMORALIN Paolo						
10	JARDIN Rodolfo	■	■	■			7
12	MARAVILLAS Alan Jude	□	■	■			1
15	L MATIAS Rhon Nilo	L	L	L			
16	DUALIN Billy Jay	■	■	■			5

Coach: GOJAR Geraldo
Assistant:

TEAMS AND PLAYERS PERFORMANCES

Won Pts	Total Atts	No Name
36	106	Total Team
10	15	4 DELA CRUZ Brent
9	37	8 GUILLERMO Jade
9	35	Total Team
2	5	1 OXCIANO Edmar
2	7	8 GUILLERMO Jade
1	69	Total Team
1	10	3 ZAPATA Richard
24		Total Team
70	210	Total Team

11	32	4 DELA CRUZ Brent
----	----	-------------------

Excellent	Total Atts	No Name
5	95	Total Team
2	15	8 GUILLERMO Jade
1	5	2 ALEJO Nelson
2	104	Total Team
2	92	3 ZAPATA Richard
2	67	Total Team

Scoring Skills
Spike
Block
Serve
Opp. error
Total

Best Scorer

Non scoring Skills
Dig
Set
Reception Success - Faults # Attempts

Won Pts	Total Atts	No Name
29	97	Total Team
10	29	6 MALLAPRE John Edison
6	22	1 BANSAL Ernesto
10	41	Total Team
3	11	5 LAGCO Alvin Joseph
2	6	6 MALLAPRE John Edison
1	75	Total Team
1	15	16 DUALIN Billy Jay
33		Total Team
73	213	Total Team

12	46	6 MALLAPRE John Edison
----	----	------------------------

Excellent	Total Atts	No Name
6	101	Total Team
2	25	1 BANSAL Ernesto
2	19	6 MALLAPRE John Edison
0	85	Total Team
1	62	Total Team

■ Starting line-up Pts = Points scored [nn] = Captain
□ Substitute Atts = Attempts L = Libero
Opp = Opponent



MATCH RESULTS

Preliminaries (Group A)

No	Date	Teams	Set	Result per set (points)					Total Points	Time	Spectators
				1	2	3	4	5			
1	4/12/2010	CAV - NMR		25-14	25-21				50- 35		
2	4/12/2010	WVR - BRA		20-25	25-15	25-11			70- 51		
15	4/13/2010	WVR - NMR		25-10	19-25	25-17			69- 52		
16	4/13/2010	BRA - CAV		17-25	25-20	25-21			67- 66		
25	4/14/2010	NMR - BRA		26-28	25-15	21-25			72- 68		
26	4/14/2010	WVR - CAV		25- 9	25-16				50- 25		

Preliminaries (Group B)

No	Date	Teams	Set	Result per set (points)					Total Points	Time	Spectators
				1	2	3	4	5			
4	4/12/2010	CRA - NCR		24-26	25-20	19-25			68- 71		
5	4/12/2010	MIM - ARM		12-25	19-25				31- 50		
10	4/13/2010	CRA - ARM		25-15	25-21				50- 36		
11	4/13/2010	NCR - MIM		25- 7	25-18				50- 25		
21	4/14/2010	ARM - NCR		25-23	17-25	19-25			61- 73		
22	4/14/2010	CRA - MIM		25-20	25-10				50- 30		

Preliminaries (Group C)

No	Date	Teams	Set	Result per set (points)					Total Points	Time	Spectators
				1	2	3	4	5			
3	4/12/2010	CRG - DAV		13-25	17-25				30- 50		
6	4/12/2010	DAV - CAR		25-12	25-19				50- 31		
7	4/12/2010	IRA - EVR		25-18	25-13				50- 31		
12	4/13/2010	CAR - IRA		14-25	22-25				36- 50		
17	4/13/2010	CRG - EVR		22-25	20-25				42- 50		
18	4/13/2010	DAV - IRA		25-17	15-25	21-25			61- 67		
23	4/14/2010	EVR - DAV		17-25	19-25				36- 50		
24	4/14/2010	CAR - CRG		19-25	25-17	25-14			69- 56		
27	4/15/2010	IRA - CRG		23-25	25-19	25-22			73- 66		
28	4/15/2010	EVR - CAR		21-25	25-17	25-23			71- 65		

Preliminaries (Group D)

No	Date	Teams	Set	Result per set (points)					Total Points	Time	Spectators
				1	2	3	4	5			
8	4/12/2010	CLR - ZPR		25-19	31-33	25-23			81- 75		
9	4/12/2010	CAL - CVI		27-25	20-25	25-18			72- 68		
13	4/13/2010	CLR - CVI		25-21	25-20				50- 41		
14	4/13/2010	ZPR - CAL		25-18	10-25	23-25			58- 68		
19	4/14/2010	CVI - ZPR		25-17	22-25	12-25			59- 67		
20	4/14/2010	CLR - CAL		20-25	27-25	25-19			72- 69		

Quarter Finals (Group B-D)

No	Date	Teams	Set	Result per set (points)					Total Points	Time	Spectators
				1	2	3	4	5			
29	4/15/2010	NCR - CAL		25-18	23-25	25-22			73- 65		
30	4/15/2010	CLR - CRA		25-19	29-27				54- 46		

Quarter Finals (Group A-C)

No	Date	Teams	Set	Result per set (points)					Total Points	Time	Spectators
				1	2	3	4	5			
31	4/15/2010	WVR - DAV		25-18	34-32				59- 50		
32	4/15/2010	IRA - BRA		28-26	15-25	25-21			68- 72		



**TEAM RANKING
Preliminaries (Group A)**

Rank	Code	Country	Matches				Sets			Points		
			Total	Won	Lost	Pts	Won	Lost	Ratio	Won	Lost	Ratio
1	WVR	WVRAA	3	3	0	6	6	2	3.000	189	128	1.477
2	BRA	BRAA	3	2	1	5	5	4	1.250	186	208	0.894
3	CAV	CAVRAA	3	1	2	4	3	4	0.750	141	152	0.928
4	NMR	NMRAA	3	0	3	3	2	6	0.333	159	187	0.850

Preliminaries (Group B)

Rank	Code	Country	Matches				Sets			Points		
			Total	Won	Lost	Pts	Won	Lost	Ratio	Won	Lost	Ratio
1	NCR	NCR	3	3	0	6	6	2	3.000	194	154	1.260
2	CRA	CRAA	3	2	1	5	5	2	2.500	168	137	1.226
3	ARM	ARMM	3	1	2	4	3	4	0.750	147	154	0.955
4	MIM	MIMAROPA	3	0	3	3	0	6		86	150	0.573

Preliminaries (Group C)

Rank	Code	Country	Matches				Sets			Points		
			Total	Won	Lost	Pts	Won	Lost	Ratio	Won	Lost	Ratio
1	IRA	IRAA	4	4	0	8	8	2	4.000	240	194	1.237
2	DAV	DAVRAA	4	3	1	7	7	2	3.500	211	164	1.287
3	EVR	EVRAA	4	2	2	6	4	5	0.800	188	207	0.908
4	CAR	CAR	4	1	3	5	3	7	0.429	201	227	0.885
5	CRG	CARAGA	4	0	4	4	2	8	0.250	194	242	0.802

Preliminaries (Group D)

Rank	Code	Country	Matches				Sets			Points		
			Total	Won	Lost	Pts	Won	Lost	Ratio	Won	Lost	Ratio
1	CLR	CLRAA	3	3	0	6	6	2	3.000	203	185	1.097
2	CAL	CALABARZON	3	2	1	5	5	4	1.250	209	198	1.056
3	ZPR	ZPRAA	3	1	2	4	4	5	0.800	200	208	0.962
4	CVI	CVIRAA	3	0	3	3	2	6	0.333	168	189	0.889

Quarter Finals (Group B-D)

Rank	Code	Country	Matches				Sets			Points		
			Total	Won	Lost	Pts	Won	Lost	Ratio	Won	Lost	Ratio
1	CLR	CLRAA	1	1	0	2	2	0	MAX	54	46	1.174
2	NCR	NCR	1	1	0	2	2	1	2.000	73	65	1.123
3	CAL	CALABARZON	1	0	1	1	1	2	0.500	65	73	0.890
4	CRA	CRAA	1	0	1	1	0	2		46	54	0.852

Quarter Finals (Group A-C)

Rank	Code	Country	Matches				Sets			Points		
			Total	Won	Lost	Pts	Won	Lost	Ratio	Won	Lost	Ratio
1	WVR	WVRAA	1	1	0	2	2	0	MAX	59	50	1.180
2	IRA	IRAA	1	1	0	2	2	1	2.000	68	72	0.944
3	BRA	BRAA	1	0	1	1	1	2	0.500	72	68	1.059
4	DAV	DAVRAA	1	0	1	1	0	2		50	59	0.847



Best Scorers

Rk	No	Name	Team	Spike	Block	Serve	Total
1	9	PALMERO	DAV	43	5	5	53
2	8	GUILLERMO Jade	IRA	46	4	2	52
3	12	TOLENTINO Edwin	CLR	39	7	2	48
4	2	CAYABYAB Lawrence	CAR	34	5	6	45
5	7	LUMIBAO	WVR	30	14	0	44
5	6	ROJAS Patrick	NCR	36	8	0	44
5	1	BANSAL Ernesto	BRA	35	8	1	44
8	6	MALLAPRE John Edison	BRA	28	9	5	42
9	9	YUMANG Raniel Alyson	CLR	32	6	0	38
9	1	OXCIANO Edmar	IRA	33	4	1	38
11	14	CRUZ Leonard Rusty	CLR	30	4	1	35
12	4	DELA CRUZ Brent	IRA	25	2	7	34
13	9	PELAYO John Hercopel	CVI	29	2	2	33
14	14	PANASE	WVR	27	4	1	32
15	4	ALFAFARA Mark Gil	CRA	19	12	0	31
16	5	LAYOLA JR. Eusebio	EVR	28	2	0	30
16	6	TIPAY	CAL	27	3	0	30
18	7	RICO Romnick	CRA	15	13	1	29
19	12	GARCIA Gyro	NCR	23	1	4	28
19	7	IBANEZ Mark Anthony	IRA	18	7	3	28
21	12	BAYSAC Ruben	CAV	8	12	6	26
21	12	JOVENA Brix	CRA	18	6	2	26
21	12	HERVAS	WVR	20	5	1	26
21	7	CACHERO	DAV	17	8	1	26
25	8	KASIM Ibrahim	ARM	16	2	7	25
25	11	OCLARIT Melvin	CRG	23	2	0	25
25	11	INAUDITO	WVR	21	3	1	25
25	9	GARCIA Morissey	NCR	19	6	0	25
29	10	LORIA	CAL	17	7	0	24
30	7	SEVILLA Dwight	EVR	21	2	0	23
30	3	DINGAL Francis Migelle	CLR	17	4	2	23
30	3	ZAPATA Richard	IRA	13	1	9	23
33	1	LAJA Aripin	ARM	21	1	0	22
33	8	HINAYON Lictor Jan	CRG	18	4	0	22
33	5	DIVINAGRACIA Nikko	CRA	17	4	1	22
33	10	JARDIN Rodolfo	BRA	18	3	1	22
33	5	POTONIA	CAL	15	4	3	22
33	11	VALERIANO Jayson	IRA	12	7	3	22
39	1	LOMONGIN Leo	ZPR	17	2	1	20
40	18	DUMAGO Larry	NMR	14	3	2	19
40	10	TULINGAN Jhenar	CAR	17	2	0	19
40	10	TOLENTINO Richard	NCR	17	2	0	19
40	4	BABILONIA	CAL	15	3	1	19
40	6	MARQUIZO	DAV	16	2	1	19
45	3	ABDUHAJAN Jul	ARM	17	1	0	18
45	7	TENEZA Aljan	CVI	16	2	0	18
45	4	TORRES Peter Den Mar	EVR	13	5	0	18
45	9	COMILANG Aristotle	CAR	15	3	0	18
45	6	MILET Jadway	CAR	8	8	2	18
45	18	MULLOT	DAV	16	0	2	18
Total tournament				1,559	352	159	2,070

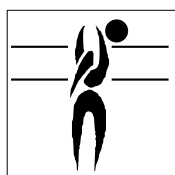




Best Spikers

Limit: 10.00%

Rk	No	Name	Team	Spikes	Faults	Shots	Total Attempts	Succ. %
1	7	LUMIBAO	WVR	30	7	23	60	50.00
2	12	TOLENTINO Edwin	CLR	39	9	33	81	48.15
3	1	LAJA Aripin	ARM	21	3	20	44	47.73
4	12	GARCIA Gyro	NCR	23	3	23	49	46.94
5	6	TIPAY	CAL	27	10	21	58	46.55
6	5	MALALIS Paul Adam	ZPR	13	6	9	28	46.43
7	5	POTONIA	CAL	15	2	16	33	45.45
8	5	LAYOLA JR. Eusebio	EVR	28	6	28	62	45.16
9	9	PELAYO John Hercopel	CVI	29	10	27	66	43.94
10	7	RICO Romnick	CRA	15	3	17	35	42.86
Total Tournament				1,559	888	2,406	4,853	32.12



Best Blockers

Rk	No	Name	Team	Kill Blocks	Faults	Rebounds	Total Attempts	Avg. by set
1	12	BAYSAC Ruben	CAV	12	7	12	31	1.20
2	7	RICO Romnick	CRA	13	4	17	34	1.00
3	7	LUMIBAO	WVR	14	6	21	41	1.00
4	4	ALFAFARA Mark Gil	CRA	12	12	20	44	0.92
5	13	ETRONE Racmade	NMR	7	3	6	16	0.64
6	10	NODELA Bernard	ZPR	7	7	11	25	0.58
7	6	MILET Jadway	CAR	8	6	16	30	0.57
8	6	MALLAPRE John Edison	BRA	9	6	8	23	0.56
9	6	ROJAS Patrick	NCR	8	7	11	26	0.53
10	7	CACHERO	DAV	8	5	14	27	0.50
Total Tournament				352	473	935	1,760	3.12




Best Servers

Rk	No	Name	Team	Aces	Faults	Serve Hits	Total Attempts	Avg. by set
1	8	KASIM Ibrahim	ARM	7	10	11	28	0.70
2	12	BAYSAC Ruben	CAV	6	3	18	27	0.60
3	3	ZAPATA Richard	IRA	9	5	48	62	0.50
4	2	CAYABYAB Lawrence	CAR	6	6	17	29	0.43
5	4	DELA CRUZ Brent	IRA	7	7	64	78	0.39
6	3	ARCAYAN	DAV	6	4	41	51	0.38
7	6	MALLAPRE John Edison	BRA	5	3	32	40	0.31
8	9	PALMERO	DAV	5	4	44	53	0.31
9	18	SOVERANO Eliver Jay	CRA	4	3	24	31	0.31
10	11	LIEGO Jay-ar	CAV	3	3	19	25	0.30
Total Tournament				159	296	2,982	3,437	1.41



PALARONG PAMBANSA 2010





Best Diggers

Rk	No	Name	Team	Digs	Faults	Receptions	Total Attempts	Avg. by set
1	8	EUGENIO Jerome Cyril	NCR	18	21	36	75	1.20
2	2	CAYABYAB Lawrence	CAR	16	11	44	71	1.14
3	7	DEGAY Rigor	CAR	14	17	25	56	1.00
4	10	TULINGAN Jhenar	CAR	12	12	29	53	0.86
5	4	SAJILI Mijal	ARM	7	6	15	28	0.70
6	18	MULLOT	DAV	11	18	49	78	0.69
7	11	VALERIANO Jayson	IRA	12	14	45	71	0.67
8	12	GARCIA Gyro	NCR	10	15	31	56	0.67
9	1	ORTIZ Kevin Clark	CVI	7	17	37	61	0.64
10	6	MALLAPRE John Edison	BRA	9	15	59	83	0.56
Total Tournament				397	1,314	3,028	4,739	3.51



Best Setters

Rk	No	Name	Team	Running Sets	Faults	Still Sets	Total Attempts	Avg. by set
1	3	COLLANTES Jobert	EVR	45	7	171	223	3.46
2	8	MANALO	CAL	53	3	166	222	3.31
3	18	SOVERANO Eliver Jay	CRA	42	5	109	156	3.23
4	3	WAGLISON Rodel	CAR	45	9	198	252	3.21
5	5	SANTOS Brendon Joseph	NCR	46	4	122	172	3.07
6	3	ARCAYAN	DAV	48	13	270	331	3.00
7	10	HAIRAMI Marvin	ARM	29	3	130	162	2.90
8	8	INFANTE Erwin	CLR	35	5	210	250	2.50
9	3	ZAPATA Richard	IRA	35	11	337	383	1.94
10	2	DACLES Argie	NCR	26	-	68	94	1.73
Total Tournament				536	149	3,856	4,541	4.74



Best Receivers

Limit: 5.00%

Rk	No	Name	Team	Excellents	Faults	Serve Receptions	Total Attempts	Eff. %
1	6	ENANOD Peter	ZPR	3	-	5	8	37.50
2	7	SORIA Angelone	NCR	7	-	14	21	33.33
2	10	TOLENTINO Richard	NCR	6	-	12	18	33.33
4	2	GUTANG	DAV	16	1	41	58	25.86
5	8	EUGENIO Jerome Cyril	NCR	24	3	66	93	22.58
6	9	TABANGAY Rodel	MIM	2	-	7	9	22.22
7	14	PANASE	WVR	4	-	15	19	21.05
8	6	MILET Jadway	CAR	3	-	12	15	20.00
9	5	AJAM Alano	ARM	9	3	21	33	18.18
10	7	IBANEZ Mark Anthony	IRA	6	-	28	34	17.65
Total Tournament				338	162	2,598	3,098	5.68



PALARONG PAMBANSA 2010

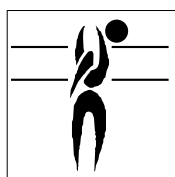




Best Spikers

Limit: 10.00%

Rk	Team	Spikes	Faults	Shots	Total Attempts	Succ. %
1	ZPR ZPRAA	62	29	67	158	39.24
2	NCR NCR	131	48	169	348	37.64
3	CAL CALABARZON	111	42	142	295	37.63
4	CLR CLRAA	129	54	160	343	37.61
5	WVR WVRRAA	118	58	145	321	36.76
6	ARM ARMM	75	46	92	213	35.21
7	CRA CRAA	78	37	107	222	35.14
8	DAV DAVRAA	129	72	191	392	32.91
9	CVI CVIRAA	88	54	128	270	32.59
10	IRA IRAA	158	76	254	488	32.38
11	EVR EVRAA	84	49	146	279	30.11
12	NMR NMRAA	63	54	104	221	28.51
13	BRA BRAA	106	71	210	387	27.39
14	CAR CAR	93	59	195	347	26.80
15	CRG CARAGA	70	60	135	265	26.42
16	CAV CAVRAA	41	36	99	176	23.30
17	MIM MIMAROPA	23	43	62	128	17.97
Total Tournament		1,559	888	2,406	4,853	32.12




Best Blockers

Rk	Team	Kill Blocks	Faults	Rebounds	Total Attempts	Avg. by set
1	CRA CRAA	36	34	75	145	2.77
2	WVR WVRRAA	33	25	67	125	2.36
3	CAV CAVRAA	21	20	29	70	2.10
4	BRA BRAA	29	28	56	113	1.81
5	CLR CLRAA	25	48	59	132	1.79
6	NMR NMRAA	19	15	39	73	1.73
7	NCR NCR	24	34	76	134	1.60
8	ZPR ZPRAA	19	24	57	100	1.58
9	CAR CAR	22	35	66	123	1.57
10	IRA IRAA	27	30	74	131	1.50
10	CAL CALABARZON	24	36	70	130	1.50
12	DAV DAVRAA	20	27	63	110	1.25
13	EVR EVRAA	16	30	57	103	1.23
14	CRG CARAGA	17	21	49	87	1.21
15	CVI CVIRAA	10	30	56	96	0.91
16	MIM MIMAROPA	6	16	18	40	0.67
17	ARM ARMM	4	20	24	48	0.40
Total Tournament		352	473	935	1,760	3.12



Best Servers

Rk	Team	Aces	Faults	Serve Hits	Total Attempts	Avg. by set
1	IRA IRAA	25	37	270	332	1.39
2	DAV DAVRAA	20	18	220	258	1.25
3	CAV CAVRAA	12	18	108	138	1.20
4	ARM ARMM	10	32	107	149	1.00
5	BRA BRAA	13	21	231	265	0.81
6	CRA CRAA	10	17	185	212	0.77
7	NCR NCR	11	14	237	262	0.73
8	CAR CAR	10	23	170	203	0.71
9	WVR WVRRAA	9	10	224	243	0.64
9	NMR NMRAA	7	17	139	163	0.64
11	CLR CLRAA	8	20	224	252	0.57
12	CAL CALABARZON	9	11	181	201	0.56
13	CVI CVIRAA	5	7	165	177	0.45
14	EVR EVRAA	4	16	164	184	0.31
15	MIM MIMAROPA	2	15	73	90	0.22
16	ZPR ZPRAA	2	11	127	140	0.17
17	CRG CARAGA	2	9	157	168	0.14
Total Tournament		159	296	2,982	3,437	1.41



Best Diggers

Rk	Team	Digs	Faults	Receptions	Total Attempts	Avg. by set
1	CAR CAR	62	75	210	347	4.43
2	NCR NCR	48	96	186	330	3.20
3	IRA IRAA	48	117	318	483	2.67
4	DAV DAVRAA	33	76	260	369	2.06
5	BRA BRAA	31	116	258	405	1.94
6	EVR EVRAA	24	77	197	298	1.85
7	CRG CARAGA	24	84	186	294	1.71
8	CRA CRAA	20	77	150	247	1.54
9	WVR WVRRAA	21	71	208	300	1.50
9	ARM ARMM	15	42	87	144	1.50
11	NMR NMRAA	16	69	147	232	1.45
12	CVI CVIRAA	12	76	159	247	1.09
13	CLR CLRAA	14	88	183	285	1.00
14	CAV CAVRAA	9	57	118	184	0.90
15	CAL CALABARZON	13	88	184	285	0.81
16	MIM MIMAROPA	5	37	70	112	0.56
17	ZPR ZPRAA	2	68	107	177	0.17
Total Tournament		397	1,314	3,028	4,739	3.51



Best Setters

Rk	Team	Running Sets	Faults	Still Sets	Total Attempts	Avg. by set
1	NCR NCR	73	4	221	298	4.87
2	EVR EVRAA	48	10	220	278	3.69
3	CAL CALABARZON	54	8	212	274	3.38
4	CAR CAR	47	12	238	297	3.36
5	CRA CRAA	43	6	165	214	3.31
6	DAV DAVRAA	50	13	305	368	3.13
7	ARM ARMM	29	5	148	182	2.90
8	CLR CLRAA	35	6	278	319	2.50
9	IRA IRAA	35	16	401	452	1.94
10	WVR WVRRAA	22	7	268	297	1.57
11	CVI CVIRAA	17	6	222	245	1.55
12	NMR NMRAA	16	14	189	219	1.45
13	BRA BRAA	23	13	324	360	1.44
14	CRG CARAGA	14	8	239	261	1.00
14	ZPR ZPRAA	12	6	151	169	1.00
14	MIM MIMAROPA	9	8	103	120	1.00
17	CAV CAVRAA	9	7	172	188	0.90
Total Tournament		536	149	3,856	4,541	4.74



Best Receivers

Limit: 5.00%

Rk	Team	Excellents	Faults	Serve Receptions	Total Attempts	Eff. %
1	NCR NCR	47	8	145	200	19.50
2	ARM ARMM	28	9	99	136	13.97
3	ZPR ZPRAA	16	1	118	135	11.11
4	DAV DAVRAA	32	10	162	204	10.78
5	IRA IRAA	31	5	236	272	9.56
6	EVR EVRAA	26	12	144	182	7.69
7	CAR CAR	27	12	168	207	7.25
8	CRA CRAA	16	5	142	163	6.75
9	CLR CLRAA	19	6	199	224	5.80
10	CAL CALABARZON	17	8	166	191	4.71
11	WVR WVRRAA	13	5	153	171	4.68
12	CVI CVIRAA	18	11	137	166	4.22
13	CAV CAVRAA	12	10	118	140	1.43
14	CRG CARAGA	16	14	147	177	1.13
15	NMR NMRAA	4	9	148	161	
15	BRA BRAA	11	15	223	249	
15	MIM MIMAROPA	5	22	93	120	
Total Tournament		338	162	2,598	3,098	5.68